

UNDERSTANDING YOUR STUDENT ACCOUNT

The BroncoDirect Student Center

This is where **applicants and students** access the features related to Student Services, including, but not limited to, enrollment, fee payment, financial aid, and application status.

For areas related to Student Accounting & Cashiering Services, students will be directed under *Finances* from the Student Center page or the *Financial* drop down located to the left of the page.

The screenshot shows the BroncoDirect Student Center interface for a user named Billy. The left sidebar contains navigation options: Student Center, My Communications, Personal Information, Classes & Registration, Financial (highlighted with a green box), Graduation, Academics, New Students, Other, and Feedback. The main content area is divided into two sections: Academics and Finances. The Academics section shows a search bar, a message stating 'You are not enrolled in classes.', and an Enrollment Shopping Cart button. The Finances section shows a message stating 'You have no outstanding charges at this time.', followed by a section titled '*Important Student Fee Information' with a 'Make a Payment' button. Below this are sections for My Account (Account Inquiry, Enroll In Direct Deposit) and Financial Aid (View Financial Aid, Accept/Decline Awards). The right sidebar contains a Search for Classes bar, Holds, Details, To Do List (0 items), and Enrollment Dates for Summer Semester 2021 Term, listing Regular Academic Session and Five Week - First and Second sessions with their respective dates and times.

Under Finances, students will click on **Make a Payment** to be directed to CASHNet, where they will be able to pay for tuition and fees and any other required payments.

This close-up screenshot focuses on the Finances section of the interface. It shows the 'My Account' section with links for 'Account Inquiry' and 'Enroll In Direct Deposit'. Below that is the 'Financial Aid' section with links for 'View Financial Aid' and 'Accept/Decline Awards'. A message states 'You have no outstanding charges at this time.' followed by '*Important Student Fee Information' and a 'Make a Payment' button, which is highlighted with a green box. A note below the button says 'Turn off pop-up blocker on browser before clicking on Make a Payment'.

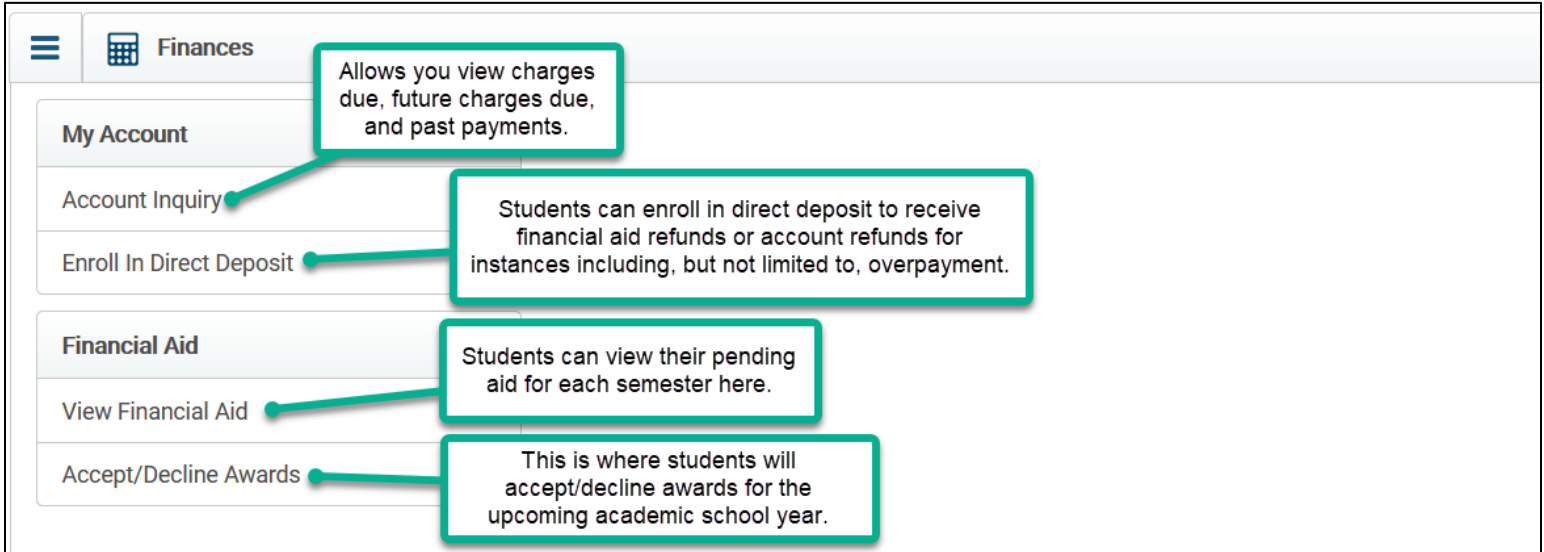
UNDERSTANDING YOUR STUDENT ACCOUNT

Within the **My Account** section, students can:

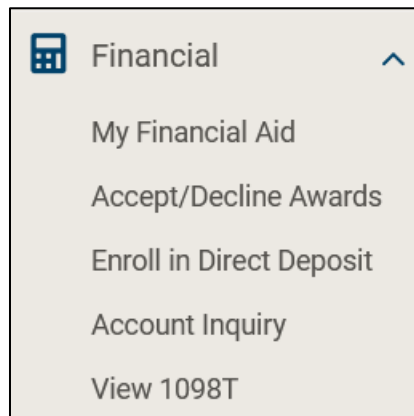
- View Account Inquiry which shows account activity, charges due, and previous payments.
- Enroll in Direct Deposit

Under Financial Aid, students can:


- View Financial Aid
- Accept/Decline Awards





Under **Financial** located on the left side of the page, students have 5 options to select, including the 1098-T form provided for tax purposes.



UNDERSTANDING YOUR STUDENT ACCOUNT

Students can also click on the  next to **Finances**, which provides shortcuts to sections located under the *Account Inquiry* section.

  Finances	
Account Activity	Charges Due
Payments	Pending Financial Aid
View 1098-T	View Student Permissions