



How to Submit your Intent to Enroll

Submitting your *Intent to Enroll* lets know that you want to be a CPP Bronco and holds you place in our entering class. This 2-step process includes:


1. Accepting your Admission Offer
2. Paying your Enrollment Deposit (if applicable)

Step 1



Log into MyCPP at my.cpp.edu


Step 2

Click on the waffle menu in the upper righthand corner, and click on the Student Center link





Step 3

 **New Students** 


- My Application Status 
- My To Do List
- My Financial Aid
- My Enrollment Appointment
- My Communications
- My Holds
- My Test Summary
- My Transfer Credit
- Apply for Housing
- Register for Orientation

Application Status






ACADEMIC INSTITUTION	TERM	ACADEMIC CAREER	PROGRAM	PLAN	APPLICATION NUMBER	APPLICATION DATE	STATUS
Cal Poly Pomona	Fall Semester 2020	Undergraduate	Undergraduate Baccalaureate	Liberal Studies		05/10/2020	Provisional Admit


No items required at this time.

[Accept Your Admission Offer](#) 

Step 4

Admissions Decision


 


Application Number: 

Application Date: 11/20/2021

Program: Undergraduate Baccalaureate

Application Term: Fall Semester 2022

[Accept/Decline Your Admission Offer](#) 

[View Detailed Information for this Application](#)

Step 5 (waiver)

Bronco Number:	██████████
Program:	Undergraduate Baccalaureate
Application Term:	Fall Semester 2022
Plan:	Business Administration
Application Number:	██████████
Deposit Waiver:	<input type="text" value="Yes"/>

Cal Poly Pomona is pleased to offer you admission. Your acceptance should be a source of pride and satisfaction to both you and your family!
Please click "Next" to continue to accept or decline your offer of admission.

Before you try to accept your admission, please turn off all popup blockers.

Enrollment Deposit Waiver Note: Based on your financial aid status, your Enrollment Deposit is waived. No deposit payment is required for graduate applicants.

[Exit](#)

[Next](#) ←

Step 5 (no waiver)

Bronco Number:	██████████
Program:	Undergraduate Baccalaureate
Application Term:	Fall Semester 2022
Plan:	Undeclared Undergraduate
Application Number:	██████████
Deposit Waiver:	<input type="text" value="None"/>

Cal Poly Pomona is pleased to offer you admission. Your acceptance should be a source of pride and satisfaction to both you and your family!
Please click "Next" to continue to accept or decline your offer of admission.


Before you try to accept your admission, please turn off all popup blockers.

[Exit](#)

[Next](#) ←

Step 6

Admissions Decision

 **Student Name**
Student ID

Bronco Number: [Redacted]

Program: Undergraduate Baccalaureate

Application Term: Fall Semester 2022

Plan: Undeclared Undergraduate

Application Number: [Redacted]

Deposit Waiver: None

Please select either the Accept or Decline button to indicate your decision about attending Cal Poly Pomona. You will then be asked to confirm your decision. Note that once you accept or decline admission, the Accept/Decline link on this page will no longer be active. Select the Previous button if you do not wish to make a selection at this time.


[Decline](#)

[Previous Page](#)

[Accept](#) ←

Step 7

Admissions Decision

 **Student Name**
Student ID

Bronco Number: [Redacted]

Program: Undergraduate Baccalaureate

Application Term: Fall Semester 2022

Plan: Undeclared Undergraduate

Application Number: [Redacted]

Deposit Waiver: None

Click the "Confirm Acceptance" button to confirm that you intend to enroll at Cal Poly Pomona.

[Previous Page](#)

[Confirm Acceptance](#) ←

Step 8 (waiver - confirmation)

Admissions Decision

Bronco Number: [REDACTED]

Program: Undergraduate Baccalaureate

Application Term: Fall Semester 2022

Plan: Business Administration

Application Number: [REDACTED]

Deposit Waiver: Yes

The Faculty and Staff are pleased that you have accepted admission to Cal Poly Pomona and look forward to welcoming you. Please note that if you have paid your non-refundable \$150 enrollment deposit and it becomes rejected by your banking institution, your acceptance will be revoked and you must attempt to accept your admission again and pay your enrollment deposit before the deadline listed on your 'To Do List'. Your acceptance will not be recorded until you have successfully accepted and paid your enrollment confirmation deposit.

Step 8 (no waiver - payment)

Admissions Decision

Bronco Number: [REDACTED]

Program: Undergraduate Baccalaureate

Application Term: Fall Semester 2022

Plan: Undeclared Undergraduate

Application Number: [REDACTED]

Deposit Waiver: None

Before you try to accept your admission, please turn off all popup blockers.

Confirmation of Admissions Acceptance requires a non-refundable deposit. Please click "Pay Now" to open a new window to process the payment. Click "Cancel" to cancel the acceptance process and try again later.


Please note that if you have paid your non-refundable \$150 enrollment deposit and it becomes rejected by your banking institution, your acceptance will be revoked and you must attempt to accept your admission again. Your acceptance will not be recorded until you have successfully accepted and paid your enrollment deposit.

[Exit](#)


[Pay Enrollment Deposit Now](#) ←

Step 9

After clicking on “Pay Enrollment Deposit Now”, you’ll automatically be directed to CASHNet (make sure your pop-up blockers are disabled). Select your payment type.



checkout sign out

 **CalPolyPomona**

Select Method of Payment

New Payment Methods

Credit Card
 Electronic Check


Continue Checkout

(Some or all of the payment methods shown may have minimum or maximum transaction amount limits.)


[Use of Personal Information \(webce-001S\)](#)

Step 10 (Credit Card Payment)

Enter your credit card information and confirm your transaction.



checkout sign out

 **CalPolyPomona**

SmartPay
powered by CASHNet®

Enter credit card information Total Amount: \$150.00

Credit Card Number *

Expiration Month *

Expiration Year *

Cardholder Name *

Address * Enter the address where you receive the bill for this card.

City *



State/Province/Region *

Zip/Postal Code *

Country *

Card ID Code * Enter the three or four digit code from your card. [Help](#)

Email Address *

We accept: 


(You'll have a chance to review this order before it's final.)

Continue Checkout

terms privacy security

[Use of Personal Information \(webce-001S\)](#)



CalPolyPomona

SmartPay

powered by CASHNet®

This site is owned and operated by Transact Campus Payments, Inc.

* I acknowledge that I have read and accept the [terms and conditions](#) of the Transact Campus Payments, Inc. User Agreement.

Cancel My Transaction

Continue Checkout



CalPolyPomona

SmartPay

powered by CASHNet®

Please confirm the information below. To submit your payment, click on the 'Submit Payment' button.

Item Selected	Amount
Enrollment Deposit	\$150.00
Total Amount	\$150.00


Payment Information

Credit Card Number: Visa
Expiration Date: 0722
Cardholder Name:
Address:
City:
State/Province/Region: ca
Zip/Postal Code: 91768
Country: United States
Email Address:

Submit Payment

Step 10 (E-Check option)

[checkout](#) [sign out](#)



CalPolyPomona

Enter check informationTotal Amount: \$150.00

IMPORTANT: Do not attempt to use credit card cash advance checks, brokerage account checks, or any check marked "Do Not Use for ACH". Your debit or credit card number will NOT work. You will need to enter your bank account number.

Only checks from regular checking accounts at U.S. domestic banks (including most credit unions) may be used for electronic check payments. Be sure to copy the routing/transit and account numbers very carefully from your check. If you enter incorrect values, or if you attempt to use a check that is not from a regular U.S. domestic bank checking account, your electronic check will be returned.

If you are unsure of whether or not your check can be used or what routing/transit and account numbers to enter, call your bank, ask them if your account can be used for ACH, and verify the correct numbers to use.

Bank Account Number	<input style="width: 95%;" type="text"/>	*
Confirm Bank Account Number	<input style="width: 95%;" type="text"/>	*
Account Type*	<input type="radio"/> Checking <input type="radio"/> Savings	
Routing Transit Number	<input style="width: 95%;" type="text"/>	* What are my Routing Transit and Account Numbers?
Account Holder Name	<input style="width: 95%;" type="text"/>	*
Email Address	<input style="width: 95%;" type="text"/>	*

(You'll have a chance to review this order before it's final.)

[Use of Personal Information \(web-0015\)](#)