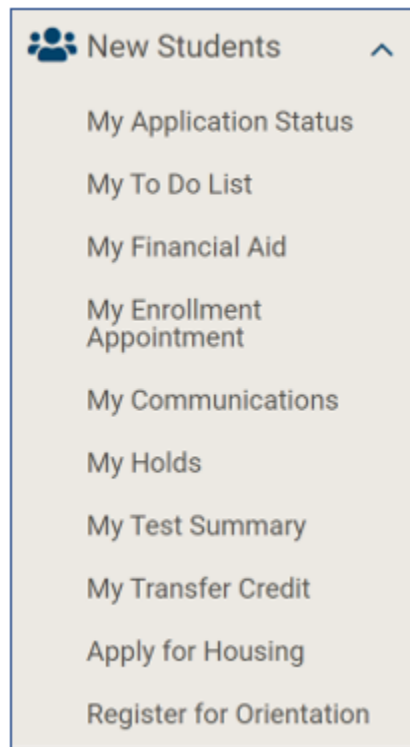






How to Accept Waitlist Offer

Step 1




Application Status





ACADEMIC INSTITUTION	TERM	ACADEMIC CAREER	PROGRAM	PLAN	APPLICATION NUMBER	APPLICATION DATE	STATUS
Cal Poly Pomona	Fall Semester 2021	Undergraduate	Undergraduate Baccalaureate	Psychology		10/19/2020	Waitlist, Pending Response


No items required at this time.

Accept Your Waitlist Offer



Step 2




Application Number: 

Application Date: 10/19/2020



Program: Undergraduate Baccalaureate


Application Term: Fall Semester 2021

[Accept/Decline Your Waitlist Offer](#) 

[View Detailed Information for this Application](#)

Step 3



Application Number: 


Application Date: 10/19/2020

Application Term: Fall Semester 2021

Program: Undergraduate Baccalaureate


Cal Poly Pomona is pleased to offer you a spot on the waitlist. To secure your spot on the waitlist click the ACCEPT or DECLINE button to continue. If you have any questions, contact the Admissions office at (909) 869-5299.

[Exit](#)

[Accept](#) 

[Decline](#)

Step 4

 [Redacted]

[Redacted]

Application Number: [Redacted]

Application Date: 10/19/2020


Application Term: Fall Semester 2021

Program: Undergraduate Baccalaureate

Click the CONFIRM ACCEPTANCE button to confirm your placement on the admissions waitlist.

←

Step 5 (Confirmation)

 [Redacted]

[Redacted]

Application Number: [Redacted]

Application Date: 10/19/2020

Application Term: Fall Semester 2021

Program: Undergraduate Baccalaureate

Thank you. Your acceptance of the waitlist offer has been recorded.