



How to Submit your Intent to Enroll


Submitting your *Intent to Enroll* lets know that you want to be a CPP Bronco and holds you place in our entering class.

Step 1



Log into MyCPP at my.cpp.edu


Step 2

Click on the waffle menu in the upper righthand corner, and click on the Student Center link








Step 3

 **New Students** 


- My Application Status 
- My To Do List
- My Financial Aid
- My Enrollment Appointment
- My Communications
- My Holds
- My Test Summary
- My Transfer Credit
- Apply for Housing
- Register for Orientation

Application Status





ACADEMIC INSTITUTION	TERM	ACADEMIC CAREER	PROGRAM	PLAN	APPLICATION NUMBER	APPLICATION DATE	STATUS
Cal Poly Pomona	Fall Semester 2020			Liberal Studies		05/10/2020	Provisional Admit


No items required at this time.

Accept Your Admission Offer 

Step 4

Admissions Decision


 



Application Number: 

Application Date: 11/20/2021

Program:

Application Term: Fall Semester 2022

Accept/Decline Your Admission Offer 

[View Detailed Information for this Application](#)

Step 5

Bronco Number: [REDACTED]

Program:

Application Term: Fall Semester 2022

Plan: Business Administration

Application Number: [REDACTED]


Deposit Waiver: ☒ Yes

Cal Poly Pomona is pleased to offer you admission. Your acceptance should be a source of pride and satisfaction to both you and your family!
Please click "Next" to continue to accept or decline your offer of admission.

Before you try to accept your admission, please turn off all popup blockers.


Enrollment Deposit Waiver Note: Based on your financial aid status, your Enrollment Deposit is waived. No deposit payment is required for graduate applicants.

[Exit](#)

[Next](#) 

Step 6

Admissions Decision

 [REDACTED]

[REDACTED]

Bronco Number: [REDACTED]

Program:

Application Term: Fall Semester 2022

Plan:


Application Number: [REDACTED]

Deposit Waiver: None

Please select either the Accept or Decline button to indicate your decision about attending Cal Poly Pomona. You will then be asked to confirm your decision.
Note that once you accept or decline admission, the Accept/Decline link on this page will no longer be active. Select the Previous button if you do not wish to make a selection at this time.


[Decline](#)

[Previous Page](#)

[Accept](#) 

Step 7

Admissions Decision

 **Name:** [Redacted]

Student ID Number: [Redacted]

Bronco Number: [Redacted]

Program: [Redacted]

Application Term: Fall Semester 2022


Plan: [Redacted]

Application Number: [Redacted]

Deposit Waiver: None


Click the "Confirm Acceptance" button to confirm that you intend to enroll at Cal Poly Pomona.

[Previous Page](#)

[Confirm Acceptance](#) 

Step 8

Admissions Decision

 **Name:** [Redacted]

Student ID Number: [Redacted]

Bronco Number: [Redacted]

Program: [Redacted]

Application Term: Fall Semester 2022

Plan: Business Administration

Application Number: [Redacted]

Deposit Waiver: Yes

The Faculty and Staff are pleased that you have accepted admission to Cal Poly Pomona and look forward to welcoming you.

Please note that if you have paid your non-refundable \$150 enrollment deposit and it becomes rejected by your banking institution, your acceptance will be revoked and you must attempt to accept your admission again and pay your enrollment deposit before the deadline listed on your 'To Do List'. Your acceptance will not be recorded until you have successfully accepted and paid your enrollment confirmation deposit.