



# EARLY CHILDHOOD STUDIES CLASS OF 2029



# **Agenda**

College Advising

University Policies


Advising Tools

Registration for Spring 2026



Next Steps

ECS Major & Subplan/Options





# ADVISING



# COLLEGE ADVISOR

## **A college advisor teaches you how to...**



Pick classes each semester



Think through academic decisions







Interpret university policies



Connect with campus resources

# COLLEGE ADVISOR

## **A college advisor will not...**

-  Call the adults in your life
-  Make decisions for you
-  Judge you for struggling in school
-  Kick you out of school


You have earned the right to be a  
Cal Poly Pomona student.

You belong here!

You will each encounter unique struggles, but you  
are not alone. Struggles are normal.

College is not meant to be journeyed alone.





# University & Department Policies

Rules you should know about



# CHANGE MAJOR OR OPTIONS

## Steps to Changing Your Major

1. Do your Research.

[Career Center](#)

[University Catalog](#)

2. Find the requirements to switch into that major.

[Change of Major Tool](#)

3. Visit the advisors for the new major during their drop-in hours.

[Advising Directory](#)

4. Submit a change of major or option request in Spring 2026

[Registrar's Office](#)





CHANGE  
MAJOR OR  
OPTIONS

## In the meantime...

Register for courses that best align with the Major and Subplan/Option that you intend to complete.

Connect with a Career Counselor this semester for help exploring careers AND majors.

[Roadmaps](#)

# CLASS STANDING or ACADEMIC LEVEL

**Freshman**

0-29 credits



**Sophomore**

30-59 credits



**Junior**

60-89 credits



**Senior**


90 or more  
credits

**Lower Division**  
1000 - 2999 level


**Upper Division**  
3000 - 4999 level




# GRADES & GPA




Definition of a “D-” is “passing”  
***however...***



"C-" or better in GEs: 1A, 1B, 1C, 2  
(English, Critical Thinking, Oral Communication,  
Math



All major required courses must be passed with a “C”  
or better to receive credit.



2.0 CPP GPA Minimum is expected

**Retake classes only at CPP to receive grade  
forgiveness (16 cr max)**



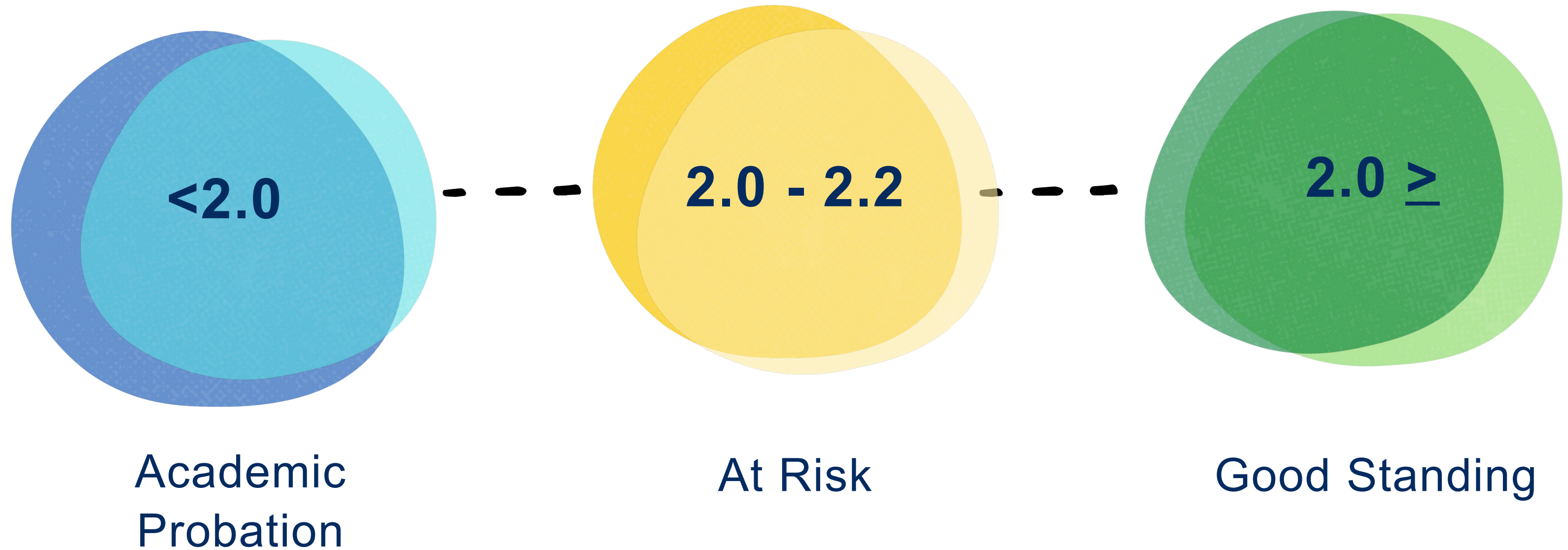
# ACADEMIC STANDING



Good Standing,  
but also at risk of  
going below good  
standing

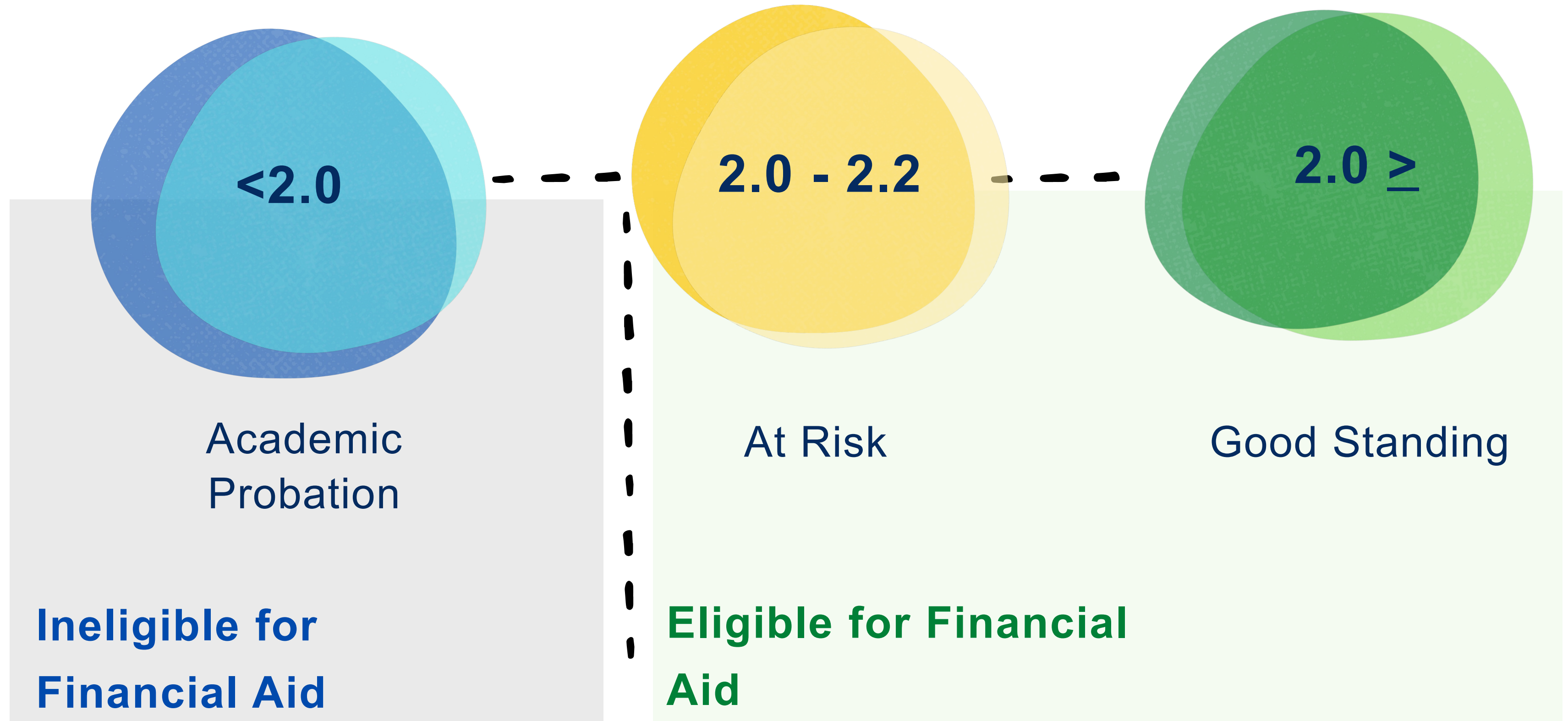
Good Standing

# ACADEMIC STANDING





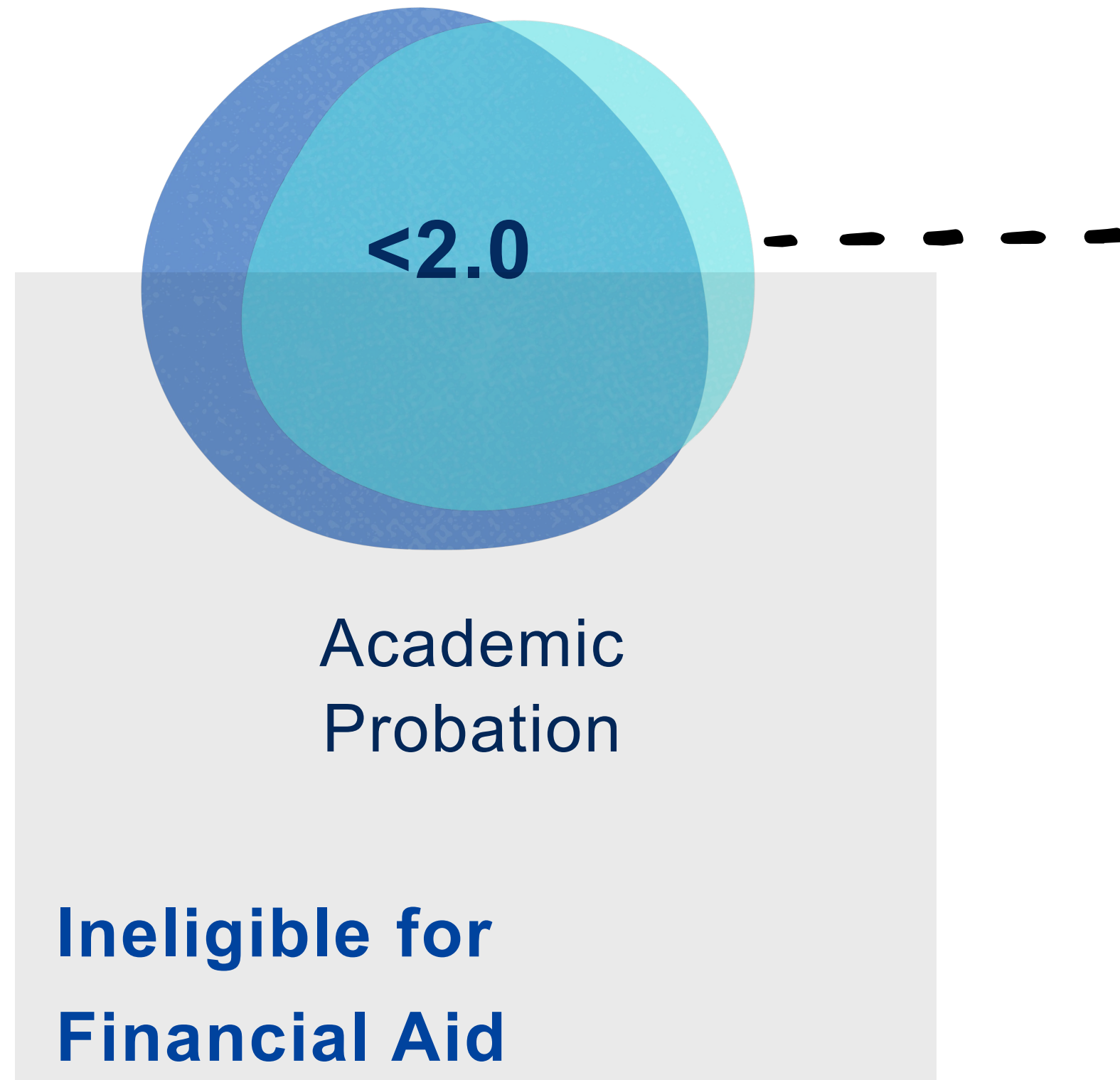
# ACADEMIC STANDING





# ACADEMIC STANDING

*Fight the urge  
to hide*



## The probation process:

- Complete a non-credit, asynchronous course through Canvas that reviews academic standing policies.
- Attend 1:1 advising appointment.
  - Set goals for the current/upcoming semester.
  - Create a plan to get your GPA back above a 2.0 (good standing).
- After your GPA is above a 2.0 the probation process ends.

**Sharing your grades and GPA will  
be a common practice as a  
college student**

The slide features two overlapping yellow circles on the left side. The text 'COURSE WITHDRAWALS' is written in a dark blue, sans-serif font across the circles.

# COURSE WITHDRAWALS

## REMOVING YOURSELF FROM A CLASS

- After the Add/Drop Period, we call it "Course Withdrawal".
- Students can withdraw between the 11th and 20th day of class via BroncoDirect and receive a "W" for any reason

**After the 20th day of class, you can only withdraw for  
"serious and compelling reasons"**

[Withdrawal Information](#)



The slide features two overlapping yellow circles on the left side. The front circle is a solid yellow, while the back circle is a lighter, semi-transparent yellow.

## **COURSE WITHDRAWALS**

## **REMOVING YOURSELF FROM A CLASS**

Grades of "W" do not impact your GPA, but can negatively impact your eligibility for Financial Aid.

**Connect with the Financial Aid Office before deciding to  
Withdraw from a class**

Two overlapping yellow circles of different shades are positioned in the top right corner of the slide.

# LEAVE OPTIONS

## TAKING A BREAK FROM SCHOOL

**Stop-out** is a 1 semester leave, no request is needed.

After 2 semesters of non-enrollment, you would need to reapply for admissions to return.

**Leave of Absence** can be for a 2 or more semester leave.



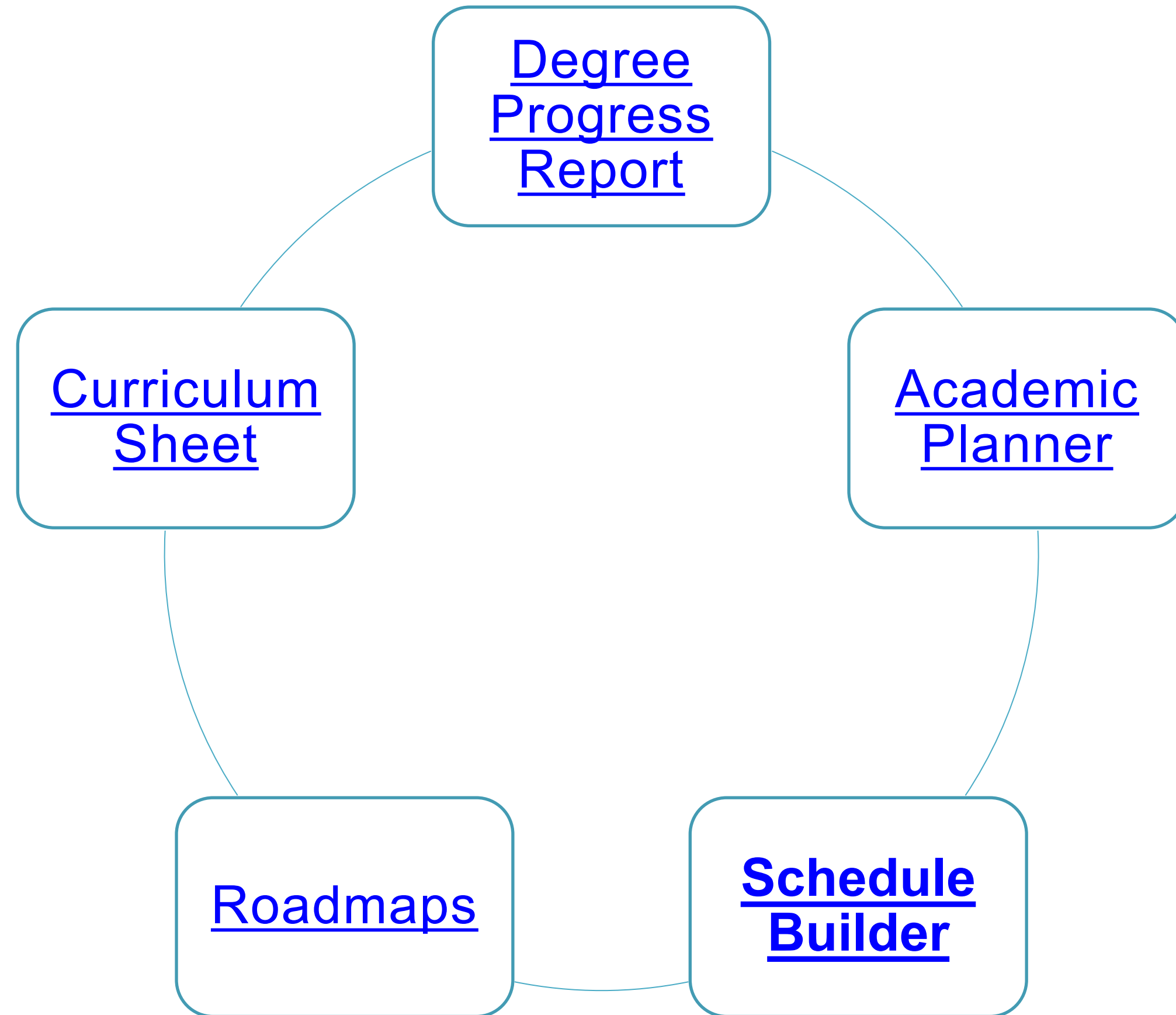
# **CPP ADVISING TOOLS**



# Advising Tools

**Degree Progress Report** - A tool in your Student Center that indicates which requirements for your degree that you've satisfied and which requirements you have left to complete.

**Degree Planner** - is a personalized dynamic planning tool that helps you map out your pathway to your degree term-by-term. You can use it alongside your Degree Progress Report (DPR) to ensure you're meeting all graduation requirements.

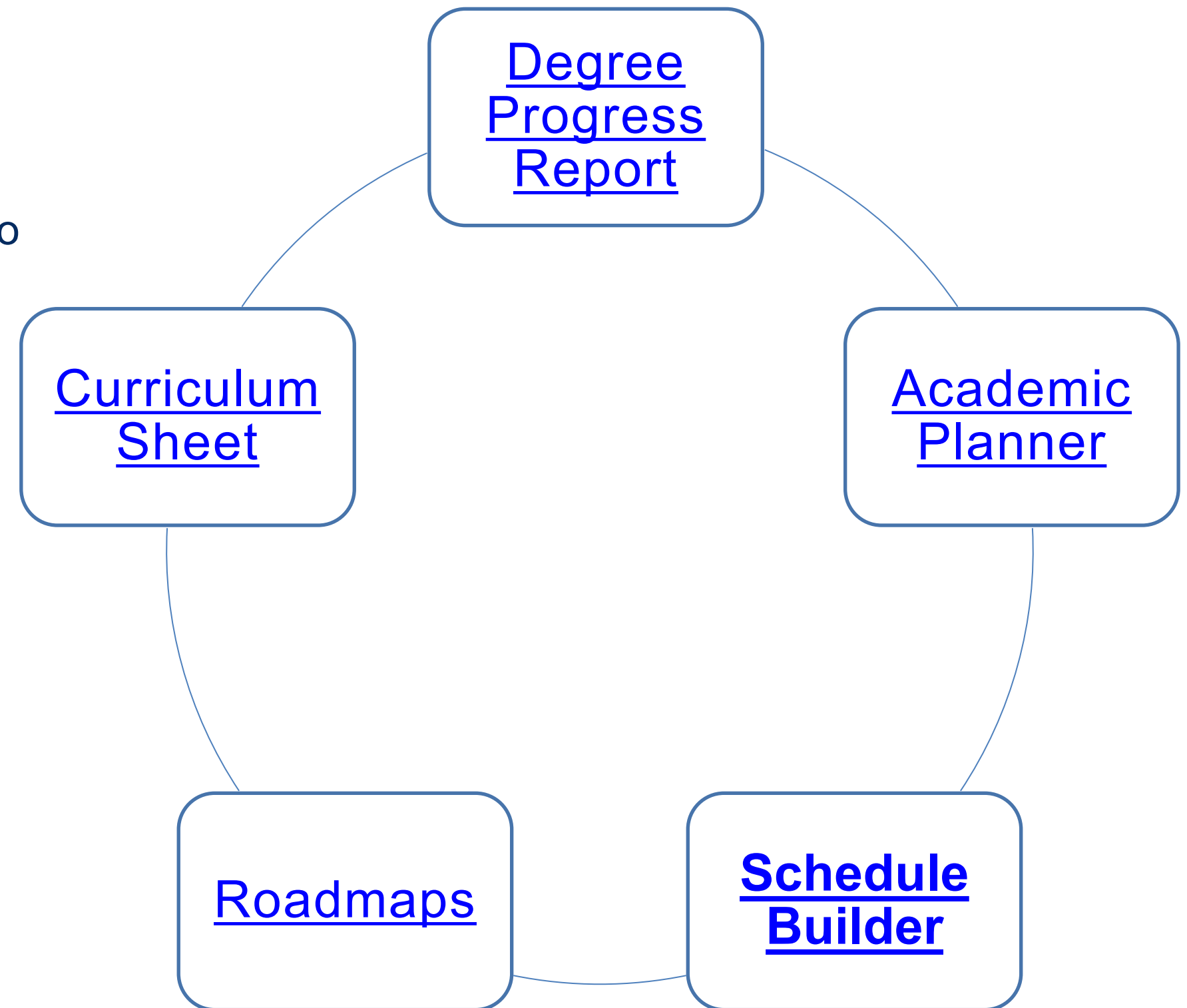


# Advising Tools

**Schedule Builder** – Helps create and compare potential class schedules before registering for courses. It works with Academic Planner to import your course plan, allowing you to build & customize schedules, and then exports preferred schedule to your BroncoDirect Shopping Cart to complete enrollment.

**Roadmaps** - A roadmap shows you the order in which you should take courses for your major. Make sure that you follow the 2026 Catalog/Curriculum Year.

**Curriculum Sheet** - The coursework you are required to complete to earn your degree. Make sure that you select the year you started school at Cal Poly Pomona or the year in which you switched majors to your current major.





# Registration for Spring 2026





# What to Expect

**Registration Windows** are given based on Class Level (units completed)

**Priority Registration** is Oct 13th -14th and has a limit of 16 credits.

**Parent Priority Registration** is Oct 15th and has a limit of 16 credits.

**Freshman Registration** windows will be sometime around Oct. 30<sup>th</sup> and closes on December 3<sup>th</sup>. Everyone will have a slightly different time, based on your units completed. The unit max is 16 credits (plus 10 to waitlist).

**Add/Drop Period** (for all students) is Jan 5th – 30<sup>th</sup> and the limit goes up to 18 credits max. Any student wishing to take more than 18 credits can submit a petition to exceed the unit cap form found on the Registrar's Office website.

## Registration Window (Enrollment Dates)

Spring Semester 2026 Term

Registration Window (Enrollment Dates)

Regular Academic Session

10/31/25 10:30am - 12/03/25  
11:59pm





Bronco Advising Center

# SPRING 2026

October 13-14: Priority Registration

---

October 15: Student Parent Priority Registration

---

October 16-December 3: General Registration





**Drop in Hours**

**CEIS ADVISING**

# Registration Labs

---

<b>10/23</b>	<b>10/27</b>	<b>10/30</b>	<b>11/3</b>
<b>Monday</b>	<b>Thursday</b>	<b>Monday</b>	<b>Thursday</b>

---

**Drop by our Registration Labs to connect with CEIS advisors and get your questions answered!**

**Students with open registration windows can register on the spot!**

**If you need more help? An advisor can help you book a full appointment!**

**Be sure to check the CEIS Student Success website for the most up-to-date times and any changes.**




# Summer 2026

## Taking courses during the summer

- Community colleges only offer 1000 - 2999 (freshman/sophomore) level classes.
  - Every school will have their own titles for classes. You can look up what classes are called at other schools on [www.assist.org](http://www.assist.org)

### Guide to [Taking Courses at a Community College](#)

- Summer classes at CPP are not covered by financial aid, however, there are some occasions where aid is available. Connect with the financial aid office to learn about whether you qualify to use financial aid.
  - If you want to retake a class that you didn't pass this year, you should ONLY retake it at CPP so that you can earn Grade Forgiveness.
- 

# **ECS MAJOR & SUBPLAN/OPTIONS**

Career Paths





# Early Childhood Studies

## Subplan/Options

- Non-Teaching
- Early Childhood Teaching
- Multilingual Teaching
- ITEP Mild/Moderate
- ITEP Extensive Support
- P-3rd Grade Teaching

>>Early Childhood Career Paths<<





# Early Childhood Studies

## Subplan/Options

- Non-Teaching
- Early Childhood Teaching
- Multilingual Teaching
- ITEP Mild/Moderate
- ITEP Extensive Support
- P-3rd Grade Teaching



>>Early Childhood Career Paths<<

# Year 1 Roadmap

## Teaching Multilingual Teaching

### Year 1

---

#### Term One: 15 Units

---

- [ECS 1000 - Child Growth and Development \(3\)](#)
- [GE Area 1A: English Communication \(3\)](#)
- [GE Area 2: Quantitative Reasoning \(3\)](#)
- [GE Area 3A: Arts \(3\)](#)
- [GE Area 6: Ethnic Studies \(3\)](#)

#### Term Two: 16 Units

---

- [ECS 1100 - Child, Family, and Community \(3\)](#)
- [GE Area 1B: Critical Thinking \(3\)](#)
- [GE Area 1C: Oral Communication \(3\)](#)
- [GE Area 4B: American and California Government \(3\)](#)
- [GE Area 5A: Physical Science \(3\)](#)
- [GE Area 5C: Laboratory \(1\)](#)

## PK-Grade 3

### Year 1

---

#### Term One: 15 Units

---

- [ECS 1000 - Child Growth and Development \(3\)](#)
- [GSC 2120 - Earth Science for Elementary Educators \(3\) \[GE 5A\]](#)
- [GSC 2120L - Earth Science for Elementary Educators Laboratory \(1\) \[GE 5C\]](#)
- [GE Area 1A: English Communication \(3\)](#)
- [GE Area 1C: Oral Communication \(3\)](#)
- [GE Area 2: Quantitative Reasoning \(3\)](#)

#### Term Two: 15 Units

---

- [ECS 1100 - Child, Family, and Community \(3\)](#)
- [BIO 2120 - Life Science for Elementary Educators \(3\) \[GE 5B\]](#)
- [BIO 2120L - Life Science for Elementary Educators Laboratory \(1\) \[GE 5C\]](#)
- [ENG 2884 - Contemporary Literature \(3\) \[GE 3B\]](#)
- [GEO 1000 - World: People, Places, and Processes \(3\) \[GE 4A\]](#)
- [GE Area 1B: Critical Thinking \(3\)](#)



# Year 1 Roadmap

Non-Teaching (No Official Roadmap)

## Year 1

---

### Term One: 15 Units

---

- [ECS 1000 - Child Growth and Development \(3\)](#)
- [GE Area 1A: English Communication \(3\)](#)
- [GE Area 2: Quantitative Reasoning \(3\)](#)
- [GE Area 3A: Arts \(3\)](#)
- [GE Area 6: Ethnic Studies \(3\)](#)

### Term Two: 16 Units

---

- [ECS 1100 - Child, Family, and Community \(3\)](#)
- [GE Area 1B: Critical Thinking \(3\)](#)
- [GE Area 1C: Oral Communication \(3\)](#)
- [GE Area 4B: American and California Government \(3\)](#)
- [GE Area 5A: Physical Science \(3\)](#)
- [GE Area 5C: Laboratory \(1\)](#)

# Practicum

## Year 2

---

### Term Three: 15 Units

---

- [ECS 2200 - Principles and Practices for Teaching Children \(3\)](#)
- [ECS 2350 - Introduction to Childhood Curriculum \(3\)](#)
- [GE Area 3B: Humanities \(3\)](#)
- [GE Area 5B: Biological Science \(3\)](#)
- Unrestricted Electives (3)

### Term Four: 15 Units

---

- [ECS 2010 - Childhood Observation and Assessment \(2\)](#)
- [ECS 2010A - Childhood Observation and Assessment Activity \(1\)](#)
- [ECS 2100 - Childhood Clinical Practicum I \(1\)](#)
- [ECS 2100A - Childhood Clinical Practicum I Activity \(2\)](#)
- Option Electives (3)
- [GE Area 4A: Social and Behavioral Sciences \(3\)](#)
- [Graduation Requirement: American Institutions, Part A: US History \(3\)](#)

## What is the practicum?

A course that introduces you to working with young children and families in an early learning and care (ELC) setting.

## Who is required to take this class?

All ECS students are required to complete a practicum course (ECS 2100/2100A).

## When do I take it?

Term Four, which is Spring 2027, however you must start collecting your forms/documents during summer 2025. The application and documents are due **Sept. 1, 2026**.

## [ECS Practicum Orientation](#)



The image features a white background with several large, semi-transparent blue circles of varying sizes. One large circle is in the top left, another is in the bottom left, and a third is partially visible on the far left edge. The circles have a slight gradient and a soft shadow effect.

# After Today



# Next Steps

**Academic Planner** - Update your plan for Spring 2026 and beyond, If you email me when you're done, I will review and send suggestions.

**Student Success Ambassadors** can help you with using the Planner tool. Visit our website to find their sign-up list (coming soon).

**Advising Drop-in Hours** is where you can meet with a college advisor to ask quick questions. Lookout for a flyer about a registration event to get help with registering for spring.

**Check your Student Center in BroncoDirect** to make sure you don't have any holds that will prevent registration. You should also be able to see your Registration Window (Enrollment Dates) sometime before the end of next week.

You have earned the right to be a  
Cal Poly Pomona student.

You belong here!

You will each encounter unique struggles, but  
you are not alone. Struggles are normal.

College is not meant to be journeyed alone.



Questions?