

Graduation Readiness

Group Advising for LS Juniors
Presenter: Berlinda Crawford, MAEd

Fall 2025



Cal Poly
Pomona



Who is in the room today?

Degree Progress Report (DPR) – Official audit of your progress towards graduation for your current major & subplan/option.

Are you in the program that you plan to complete?

- Submit the “Change of Major or Option” e-form after completing fall semester.
- Use the “What-if Report” to view a DPR for another major & subplan/option.

[Student Forms](#) - Registrar's Office website
“Change of Major or Option”



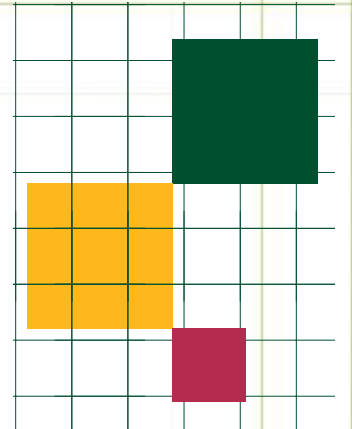
Agenda

- Graduation vs. Commencement
- Graduation Self-Check
- Degree Progress Report (DPR)
- Steps to Senior Success
- Tips for Graduation Planning
- Q & A





Commencement





Commencement

THE PARTY!






Commencement Participation Requirements

- Graduate during the academic year (Fall – Summer)
- Follow emailed instructions and purchase your regalia (aka cap & gown), and submit the phonetic spelling of your name.

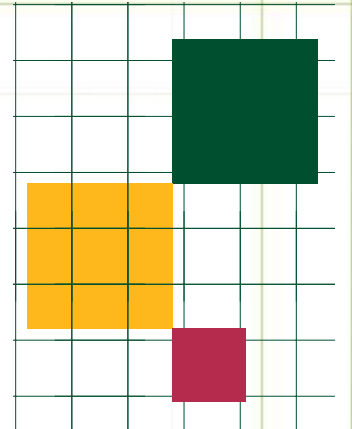
CPP Commencement

<https://www.cpp.edu/commencement/index.shtml>





Graduation





Graduation Timeline

Apply for
Graduation

Pass your
classes

Diploma is
mailed to you

Register for your
last semester

Degree
Awarded

Application period begins a semester before your final semester; deadlines posted on the [Registrar's Office](#) website.

Find it in BroncoDirect after you have completed 85 credits;
\$125 application fee.

Select the semester that you will be finishing your *last* class.



Graduation Timeline

Apply for
Graduation

Pass your
classes

Diploma is
mailed to you

Register for your
last semester

Degree
Awarded

After you register for your last semester, review your DPR to review any remaining red boxes.

Be sure to have a plan how any remaining red boxes will be satisfied.



Graduation Timeline

Apply for
Graduation

Pass your
classes

Diploma is
mailed to you

Register for your
last semester

Degree
Awarded

Most GE and major classes can be
satisfied with grades of “D-” or better
(except for GE A1, A2, A3, and B4)



Graduation Timeline

Apply for
Graduation

Pass your
classes

Diploma is
mailed to you

Register for your
last semester

Degree
Awarded

The university will review your DPR and make
any necessary edits at that time.

Degrees are awarded within three months from
your final semester.



Graduation Timeline

Apply for
Graduation

Pass your
classes

Register for your
last semester

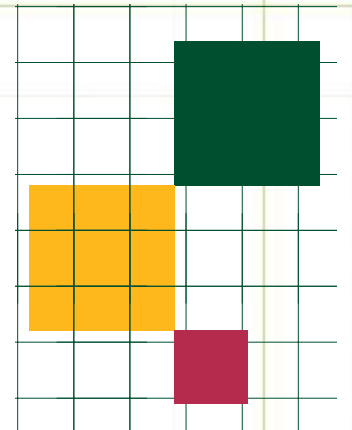
Degree
Awarded

Diploma is
mailed to you

Diplomas are sent to your mailing
addresses, approximately ten weeks
after your final semester.



Graduation Self-Check





Review Your Degree Progress Report (DPR)

- Plan your classes
 - Make a list of red boxes/squares on your DPR
 - Plan out your classes based on pre/co-requisites
 - Bring your plan with you to your Senior Grad Check
- Plan to retake any requirement that you did not pass.
- Complete the minimum unit requirement as listed on your DPR.

Current Academic Objective

Requirement (Catalog) Term

Career:	Undergraduate	Fall Semester 2020
Program:	Undergraduate Baccalaureate	Fall Semester 2020
Plan:	Early Childhood Studies	Fall Semester 2020

Graduation Status: Eligible to Apply for Graduation

Current Academic Summary

Last Term Registered: Fall Semester 2022

Academic Standing: Good Standing

Overall GPA:

CPP GPA:

General Information

This [Degree Progress Report](#) is designed to supplement departmental academic advising. Students are encouraged to consult their advisors/graduate coordinators for additional guidance regarding the fulfillment of degree requirements. In progress courses are applied toward requirements as if satisfactorily completed.

DEGREE AUDIT ICONS	COURSE ICONS
Requirement Completed	Course Completed
Completion In Progress	Course In Progress
Future Enrollment Included	Enrollment in Course Planned
Requirement Not Completed	Transfer/Test/Other Credit
Approved Academic Petition	What If (Simulated) Course



Review Your Degree Progress Report (DPR)

Requirement	Potential Alternate
LS 1020	Can only be taken freshman year. Otherwise, any elective that you've already taken can satisfy this requirement
COM 3327 or 4222	IGE 2250, IGE 2600 or IGE 3300
EWS 3300 or 3700 or 4250	any other upper-division (3000 – 4999 level) EWS class
ECS 3600	ENG 4212
GEO 1020	ANT 1120, RS 1110, RS 3030, RS 4500, or Human Geography from your local community college
PSY 2206	ECS 1000

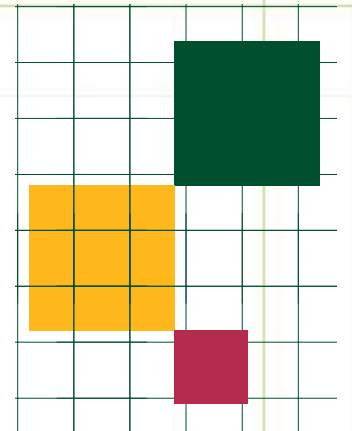


Frequently Asked Questions

- When will my DPR get fixed?
- I plan to become a teacher. Will alternate courses affect my acceptance into the credential program?
- If I'm planning to take KIN 3100 & A, do I need to take the prerequisites first?
- Can I still take classes at a community college?
- Can I take LS classes in any order?
- When will I graduate?



Steps to Senior Success





What to Expect your Senior Year



Senior Grad Check 1:1 appointment

Apply for Graduation a semester before you graduate

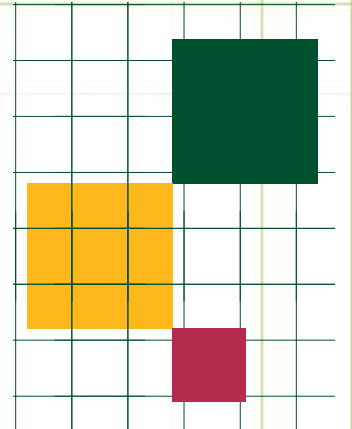
Receive automated emails about red boxes on your DPR, and then more about commencement

Applying for graduate school or credential program

Graduating Seniors are eligible to enroll in 18-credits during the general registration period for their final semester!



Tips for Graduation Planning





Planning for Life After Graduation

Career Center

Whether you have no idea what you want to do after graduation or know exactly what you want to do, the Career Center is here to support you in your journey!

Career Coaching Drop-in Hours:
Thursdays 9:00am – 11:00am
Bldg 6, Room 203



**Career
Exploration**



**Career
Engagement**



**Career
Attainment**



**Career
Advancement**

<https://careercenter.cpp.edu/resources/the-career-development-process/>



Planning for Life After Graduation



Future TK-12 educators should plan to apply to a teaching credential program during their Senior year!

Attend information sessions to learn more about the program and admissions requirements.

Credential Program Application Deadlines (all teaching credential types):

- Summer - February 1 (application opens November 1)
- Fall - April 1 (application opens January 1)
- Spring - September 15 (application opens July 1)

<https://www.cpp.edu/ceis/credential-program/index.shtml>



Next Steps

1. Create a plan for graduation

- Review your DPR to identify your remaining classes.
- Use your Roadmap as a guide for course sequencing.
- Be prepared to share this plan during your next appointment.
- Set a reminder to apply for graduation the semester before your last term.

2. Design a plan for life after graduation

- Attend information sessions for the credential program.
- Connect with a Career Coach to get help with career exploration and planning.
- Get mentored from your Faculty Advisor to learn about more career paths.



Questions?

For quick questions after today, visit our [website](#) for drop-in hours or email me at bacrawford@cpp.edu

