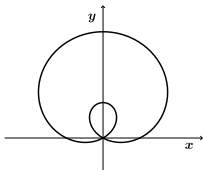
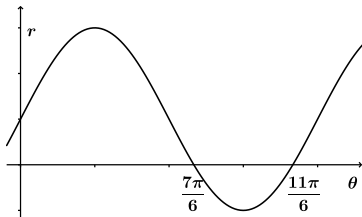


Polar Equations

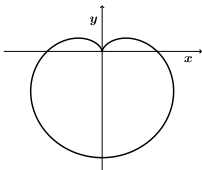


Question

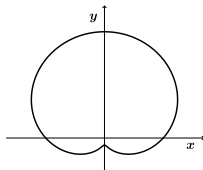
The Cartesian graph of $r = f(\theta)$ is shown on the right. Which of the following is the polar graph of $r = f(\theta)$?



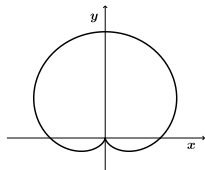
A.



B.



C.



D.