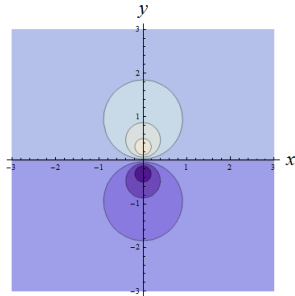


# Functions of Several Variables

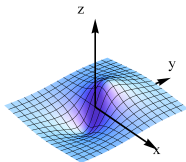


## Question

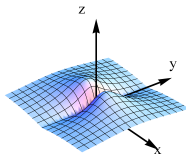
The figure shows the level curves of a function of two variables  $f(x, y)$ . Which of the figures below could be the graph of  $f$ ?



A.



B.



C.

