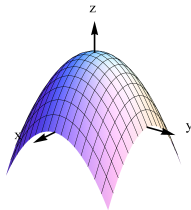


Functions of Several Variables

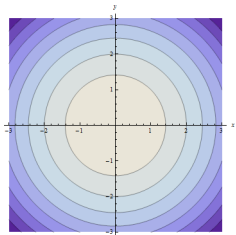


Question

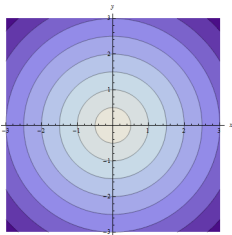
The figure shows the graph of a function of two variables $f(x, y)$. Which of the figures below could be the level curves of f ?



A.



B.



C.

