



FALL 2019

# FAST FACTS

## Admissions

California residents comprised the vast majority (96%) of applicants to undergraduate programs at Cal Poly Pomona. Nearly half (49%) of new students were transfers in Fall 2019.

<b>First-Time Freshmen</b>	<b>39,726</b> Applied	<b>21,687</b> Admitted	<b>3,694</b> Enrolled
<b>Transfers</b>	<b>17,138</b> Applied	<b>10,254</b> Admitted	<b>3,507</b> Enrolled

First-time freshmen had an average high school GPA of 3.55 and an average SAT Total score of 1,139.

Top feeder high schools include Diamond Bar HS, Ayala (Ruben S.) HS and Chaffey HS. Top transfer community colleges include Mount San Antonio, Citrus, and Chaffey.

## Enrollment

Total enrollment for fall was 27,915 students, of which two-thirds are continuing students.

**26,452**  
Undergraduates

**89%** Full-Time      **23,844** FTE

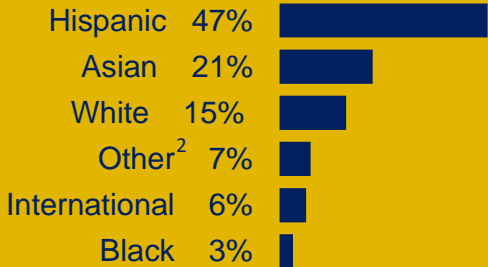
**1,463**  
Post Baccalaureates

**54%** Full-Time      **941** FTE

The average<sup>1</sup> one-year retention rate for first-time freshmen is 88%.

## Diversity

CPP enrolls a diverse student body and is a recognized Hispanic Serving Institution.



The student population is 47% female and 57% first generation college students.



## Student Achievement

A total of 5,200 degrees were conferred in 2018-19.

**4,811** Bachelor's      **375** Master's      **14** Doctorate

6-year preliminary graduation rate for 2013 full-time freshmen was 69%.

4-year preliminary graduation rate for 2015 transfers was 78%.

# Fields of Study

CPP offers 54 undergraduate programs, 28 graduate programs and 1 doctorate program. Thirty-eight percent of the student body were STEM majors. The top enrolled programs include psychology, mechanical engineering, civil engineering, computer information systems, and biology.

**5,937**  
Engineering

**5,541**  
Business Administration

**5,395**  
Letters, Arts & Social Sciences

**4,337**  
Science

**2,211**  
Agriculture

**1,834**  
Environmental Design

**1,357**  
Education & Integrative Studies

**909**  
Hospitality Management

## Housing

University Housing Services offers three living communities – Residential Halls, Residential Suites, and the Lyle Center for Regenerative Studies. 44% of full-time freshmen live in campus residential housing during fall 2018. Overall, the majority (90%) of undergraduate students live off campus.

## Faculty

There were a total of 1,311 faculty, of which 47% were full-time.<sup>3</sup>

The student to faculty ratio was 25 to 1.<sup>3</sup>

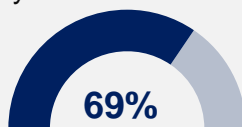
## Alumni

There are more than 149,000 alumni<sup>4</sup> and over 166,000 degrees awarded since 1956. Recent alumni have earned graduate degrees at CSU campuses (such as Pomona, Fullerton, Long Beach, Los Angeles, Northridge, San Diego), USC, Azusa Pacific University, UCLA, UC Irvine, and University of Redlands.

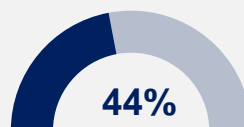
## Tuition & Aid<sup>6</sup>

Tuition and fees for full time undergraduate study were \$7,396 per semester for the 2019-20 academic year.

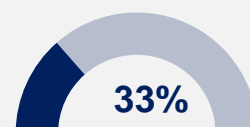
Over \$230 million in student aid was given through grants, loans, federal work study, and scholarships in the 2018-19 aid year.<sup>5</sup>



Receive Aid



Pell Recipient



Federal Loans

Produced by the Office of Institutional Research,  
Planning, and Analytics.

[www.cpp.edu/data](http://www.cpp.edu/data)  
[irpa@cpp.edu](mailto:irpa@cpp.edu)

### Footnotes:

1. Average one-year retention rate based on fall 2016 through 2018 first-time freshmen cohorts.
2. Other includes American Indian, Alaskan Native, Pacific Islander, multi-racial, and unknown race/ethnicity.

3. Data based on fall 2018

4. Data source: Alumni Association

5. Data source: Office of Financial Aid & Scholarships

6. Graph percentages based on total enrolled students at CPP for fall 19

Document Last Modified: October 18, 2019