

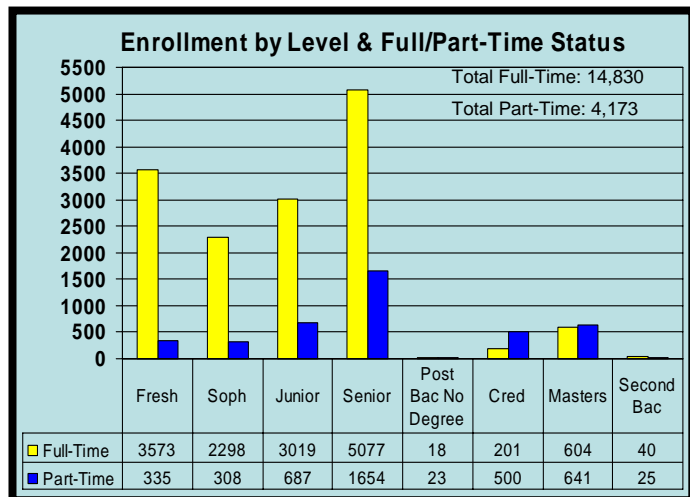
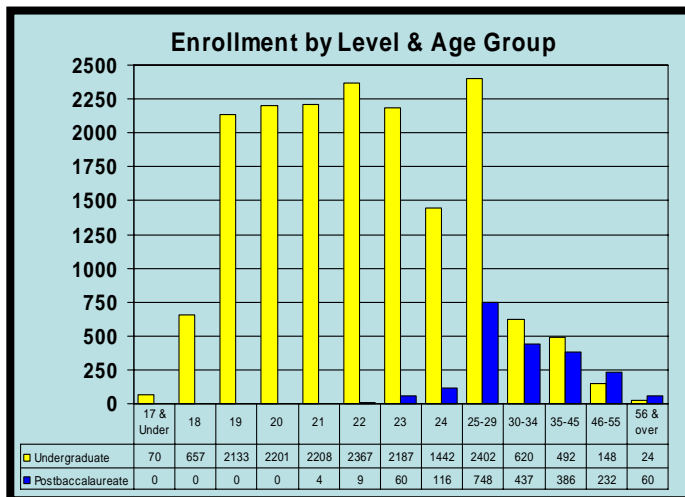
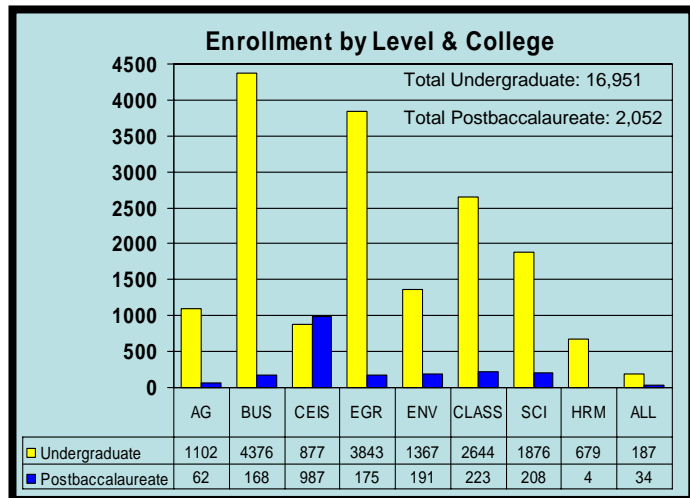
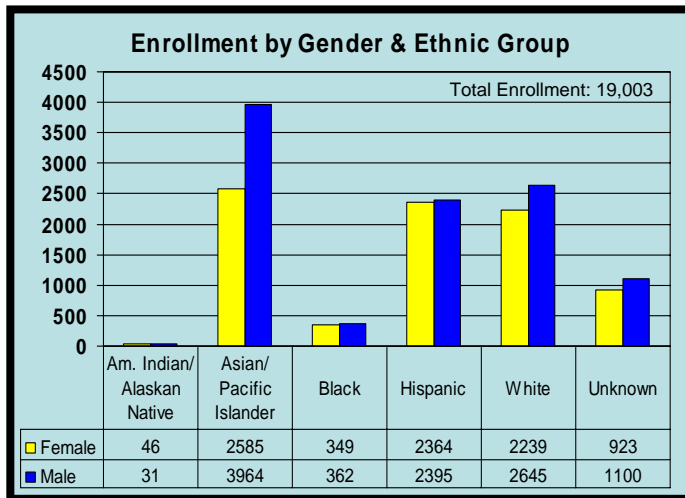
Just the Facts:

California State Polytechnic University, Pomona

Fall 2004

<http://www.csupomona.edu/~irap>

University Enrollments



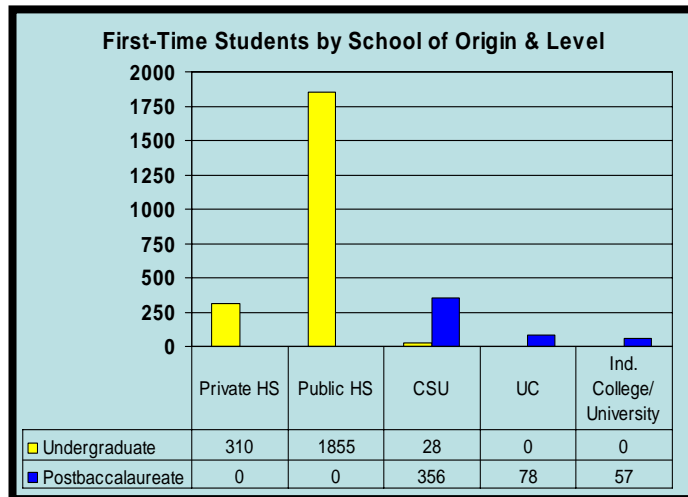
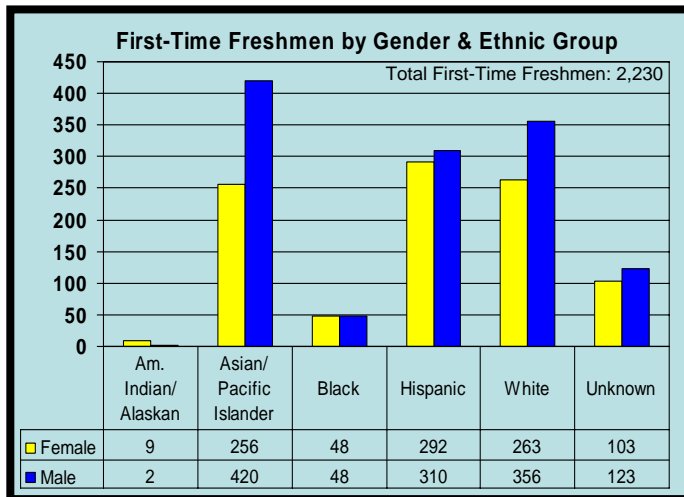
Just the Facts:

California State Polytechnic University, Pomona

Fall 2004

<http://www.csupomona.edu/~irap>

First-Time Student Characteristics



First-Time Freshmen Average GPA/SAT Profile

	Number of Students	Avg. HS GPA	Avg. SAT
Agriculture	178	3.37	991
All University	96	3.03	988
Business Administration	384	3.18	977
Collins School of Hospitality	85	3.16	986
Education and Integrative Studies	85	3.00	800
Engineering	595	3.34	1073
Environmental Design	174	3.44	1066
Letters, Arts & Social Sciences	353	3.17	967
Science	280	3.30	1039
Total	2230	3.26	1011

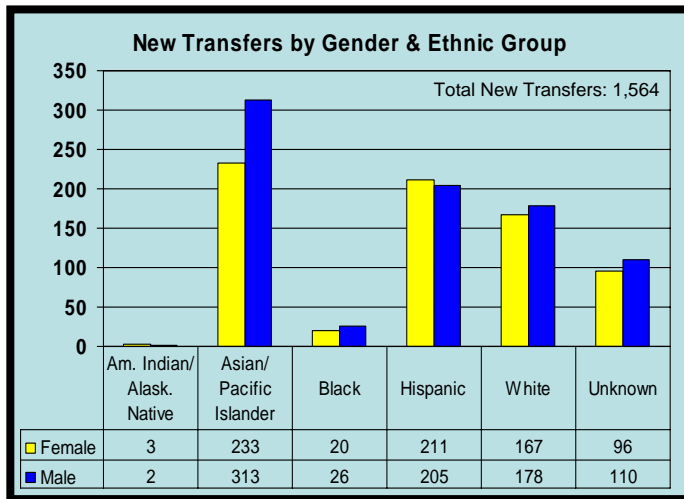
Just the Facts:

California State Polytechnic University, Pomona

Fall 2004

<http://www.csupomona.edu/~irap>

New Transfer Characteristics



New Transfers by Type of Source Institution

Type of Source Institution	Number of Students
CCC	1450
CSU	36
UC	12
Independent College/University	28
Miscellaneous	38
Total	1564

New Transfers by College & Average Transfer Units Earned

College	Number of Students	Avg. Transfer Units Earned
Agriculture	119	108
Business Administration	450	109
Collins School of Hospitality	91	107
Education and Integrative Studies	91	102
Engineering	330	117
Environmental Design	107	115
Letters, Arts & Social Sciences	230	104
Science	146	119
Total	1564	111

Just the Facts:

California State Polytechnic University, Pomona

Fall 2004

<http://www.csupomona.edu/~irap>

Student/Faculty Ratio by College

College	Average Student/Faculty Ratio
Agriculture	21.5
Business Administration	27.2
Collins School of Hospitality	23.8
Education and Integrative Studies	22.9
Engineering	19.0
Environmental Design	17.3
Letters, Arts & Social Sciences	27.4
Science	21.6
Total University Ratio	23.5

Average Class Size by College & Level

College	Undergraduate	Graduate
Agriculture	21	4
All University	11	0
Business Administration	32	15
Collins School of Hospitality	29	0
Education and Integrative Studies	20	15
Engineering	23	5
Environmental Design	21	13
Letters, Arts & Social Sciences	32	8
Science	27	5
Overall University Average	26	10

Just the Facts:

California State Polytechnic University, Pomona

Fall 2004

<http://www.csupomona.edu/~irap>

Credential Type by Gender & Ethnic Group

		CA Single Subject	CA Multiple Subject	CA Service	CA Specialist
American Indian/ Alaskan Native	Female	1	1	0	1
	Male	0	0	0	1
Asian/ Pacific Islander	Female	19	36	0	12
	Male	33	10	0	9
Black	Female	3	11	0	14
	Male	8	4	0	4
Hispanic	Female	33	79	3	31
	Male	19	19	0	12
White	Female	41	73	2	45
	Male	55	14	2	19
Unknown	Female	13	28	0	15
	Male	21	5	0	12
Total Female		110	228	5	118
Total Male		136	52	2	57
Overall Total		246	280	7	175