

# Just the Facts:

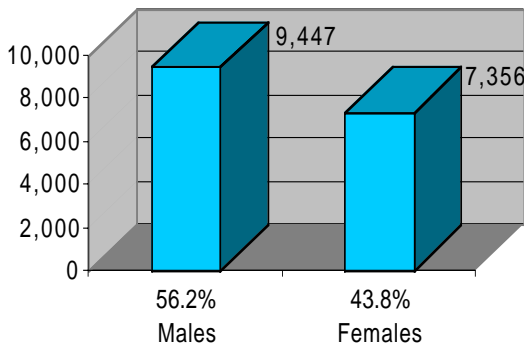
## California State Polytechnic University, Pomona

Institutional Research and Planning

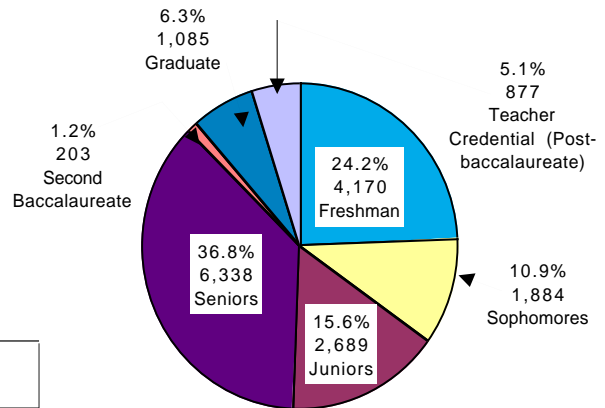
Fall 1996

Welcome to the Cal Poly Pomona Institutional Research and Planning Web site:  
<http://www.csupomona.edu/~irp>

Headcount by Gender



Headcount and Percent by Class Level



Headcount by Enrollment Status

Enrollment Status	Headcount	Percentage
First Time (Freshmen and Graduate)	2,663	15.4%
Continuing	12,815	74.3%
Returning	162	0.9%
Transfer	1,606	9.3%
<b>Total</b>	<b>17,246</b>	<b>100.0%</b>

### AGE FACTS

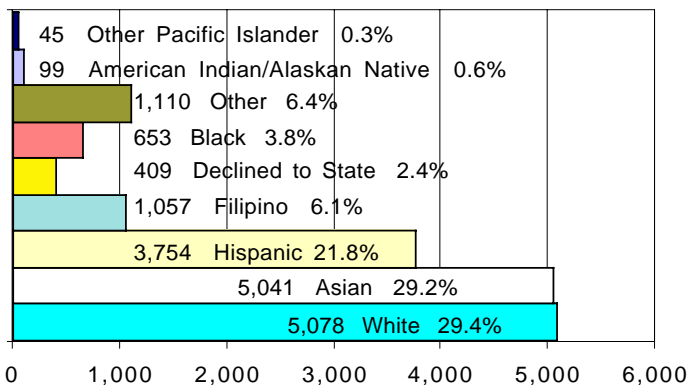
Highest Age: 77

Lowest Age: 14

Mean Age:  
 Undergraduate 22.7  
 Graduate 30.4  
 Credential 33.5

Mean Age for the overall student population is 23.7

Headcount by Ethnic Group



\*Self-reported Ethnicity

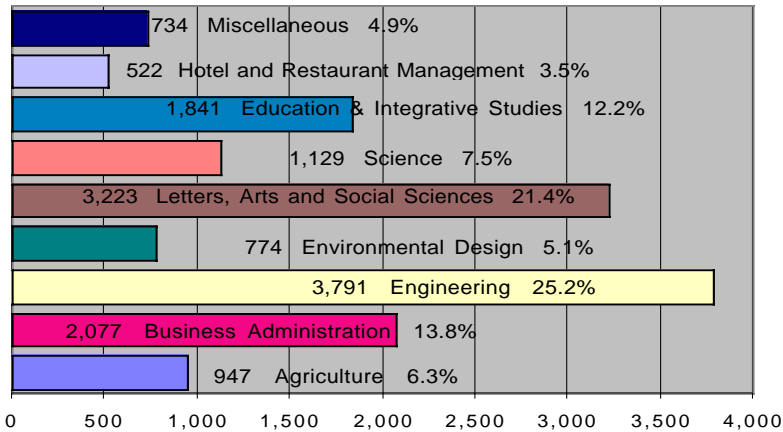
# Just the Facts:

## California State Polytechnic University, Pomona

Institutional Research and Planning

Fall 1996

### Undergraduate Headcount and Percent by College/School\*



\*includes second baccalaureates

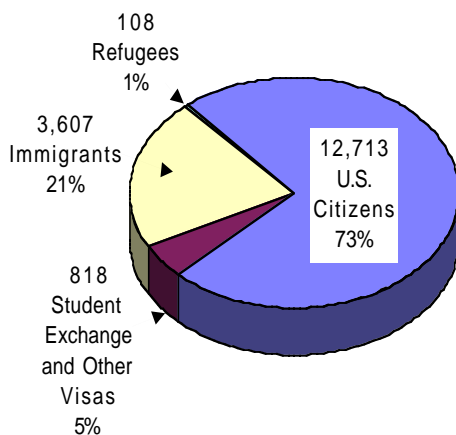
The total enrollment of individuals (headcount) is 16,803. The Full-time Equivalent figure is 13,494.

Of our total headcount of 16,803 students, 70% (11,766) are Full-Time status taking 12 units or more. The remaining 30% (5,037) are Part-Time students, taking between 0 and 11.9 units.

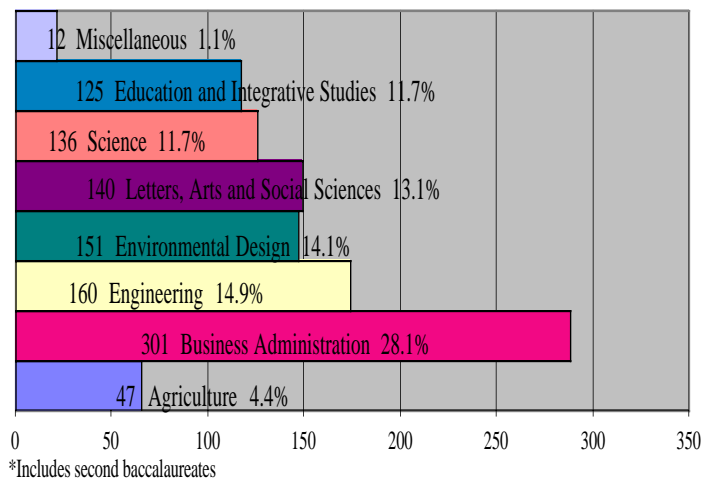
### Largest Enrolled Programs

Undergraduate		Graduate	
Electrical Engineering	972	Business Management	281
Computer Information Systems	892	Education	125

### Headcount by Citizenship



### Graduate Headcount and Percent by College/School\*



\*Includes second baccalaureates

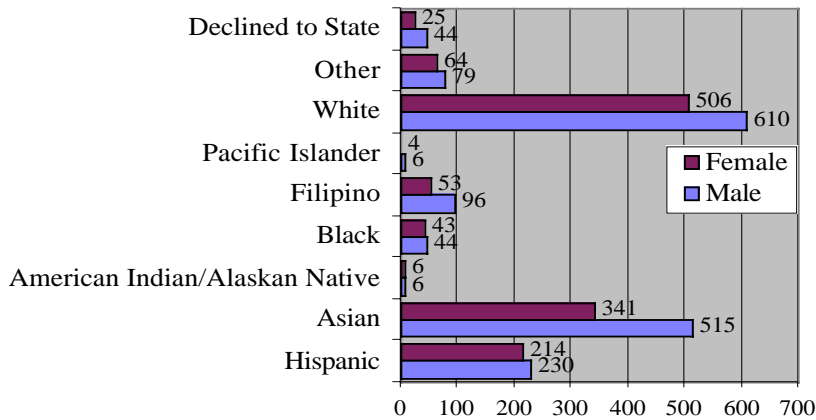
# Just the Facts:

## California State Polytechnic University, Pomona

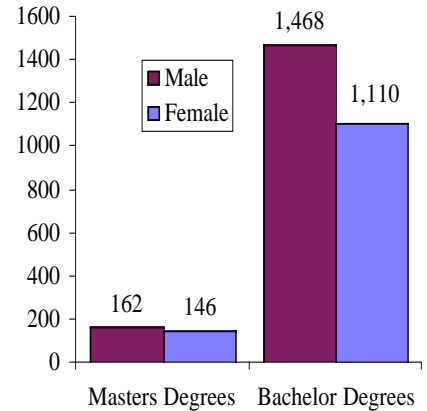
Institutional Research and Planning

Fall 1996

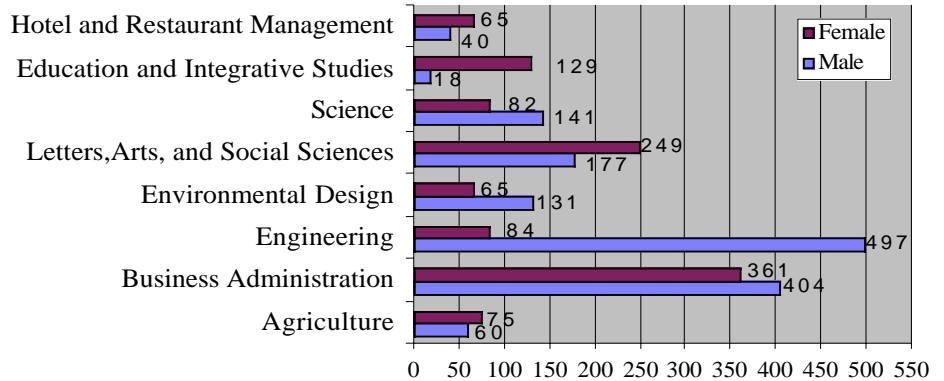
**Degrees Granted by Ethnicity and Gender, 1995-96**



**Total Degrees Granted**



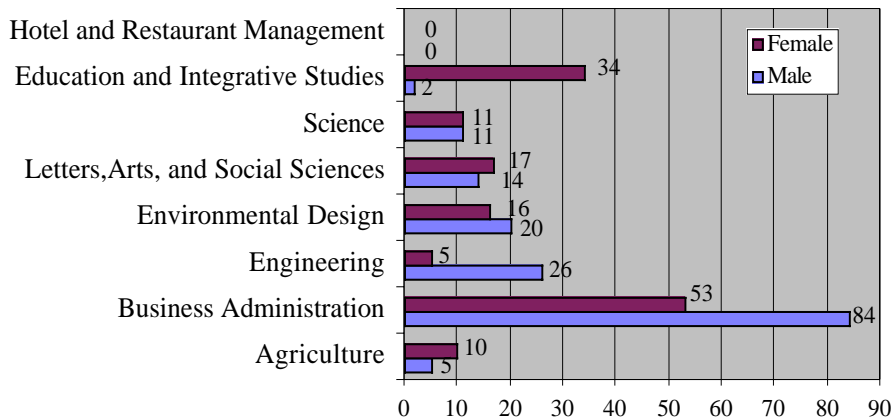
**Bachelor Degrees Granted by College/School**



**Total Number of Degrees Conferred 1995-96**

Bachelors 2,578  
Masters 308

**Master Degrees Granted by College/School**



# Just the Facts:

## California State Polytechnic University, Pomona

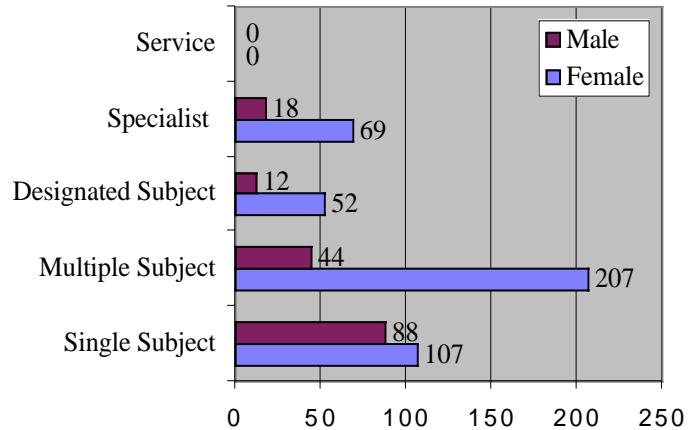
Institutional Research and Planning

Fall 1996

### Credentials Recommended 1995-96

	Female	Male	Total
Single Subject	107	88	195
Multiple Subject	207	44	251
Designated Subject	52	12	64
Specialist	69	18	87
Service	0	0	0
Total	435	162	597

### Credentials Recommended, 1995-96



### CREDENTIALS BY ETHNICITY 1995-96

Ethnicity	Single Subject	Multiple Subject	Designated Subject	Specialist	Service	Total
	1		52	2		55
Amer. Indian or Alaskan Native	2	5				7
Asian Indian	1					1
Black	8	4		6		18
Central American	2	2				4
Chinese	2	6				8
Cuban	1	1				2
Declined to state	4	7		2		13
Filipino		1	1			2
Japanese				1		1
Korean	1	2		1		4
Mexican Amer, Mexican, Chicano	23	37	4	7		71
No Response	13	17	1	6		37
Other	2	5		1		8
Other Asian	4	1				5
Other Latino/Spanish/Hispanic	3	6				9
Other Pacific Islander		1				1
Puerto Rican		3		1		4
South American		2				2
Thai				1		1
White	128	151	6	59		344
Total	195	251	64	87		597