

Just the Facts:

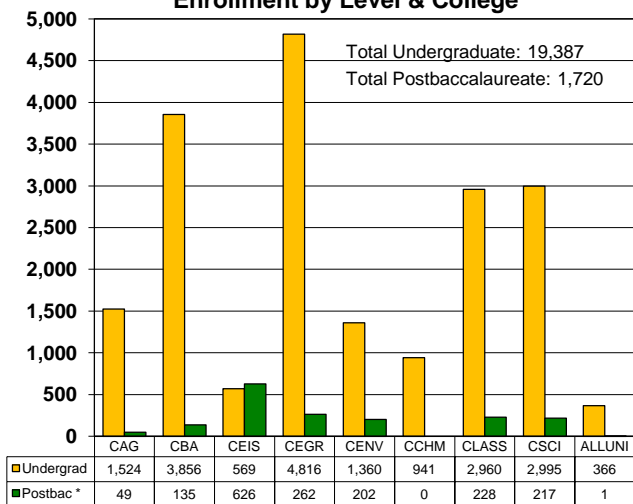
California State Polytechnic University, Pomona

Fall 2011

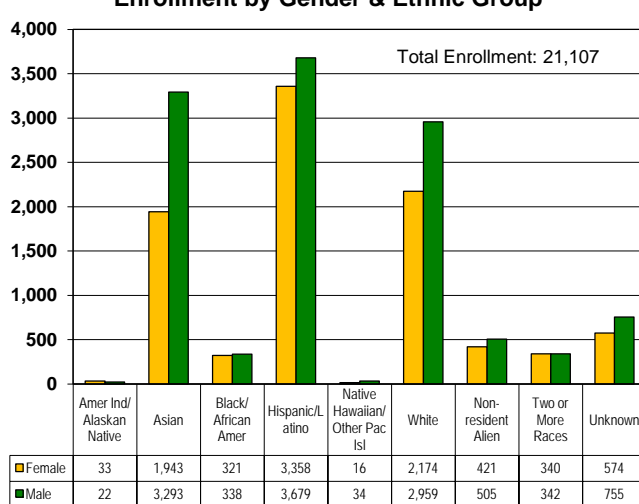
<http://www.csupomona.edu/~irar>

University Enrollments

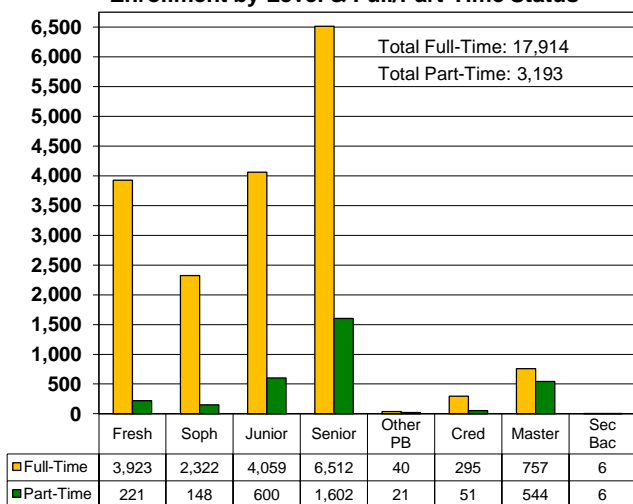
Enrollment by Level & College



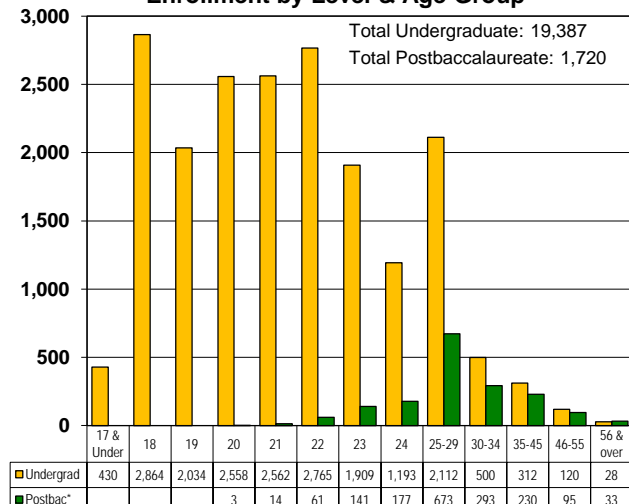
Enrollment by Gender & Ethnic Group



Enrollment by Level & Full/Part-Time Status**



Enrollment by Level & Age Group



* "Postbaccalaureate" includes Master's, Credential, Second Bachelor's, and other postbaccalaureate students.

** Full-time status for undergraduates is 12 or more units; for all other students, full-time is 8 or more units.

SOURCE: ERSS Census File

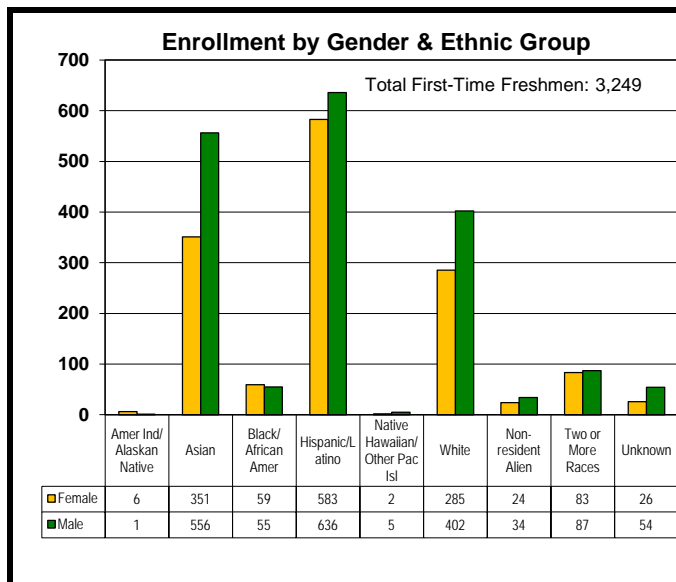
Just the Facts:

California State Polytechnic University, Pomona

Fall 2011

<http://www.csupomona.edu/~irar>

First-Time Freshman Characteristics



Enrollment by Source Institution

TYPE OF SOURCE INSTITUTION	Number of Students
Public High School	2,853
Private High School	351
Other state/country	45
Total	3,249

Enrollment by College and Average GPA/SAT Profile

COLLEGE	Number of Students	Avg. HS GPA	Avg. SAT
Agriculture	275	3.39	1,032
Business Administration	476	3.18	1,001
Education and Integrative Studies	52	3.24	949
Engineering	723	3.51	1,159
Environmental Design	194	3.40	1,080
Hospitality Management	112	3.29	1,046
Letters, Arts & Social Sciences	562	3.18	994
Science	557	3.36	1,081
All University	298	3.18	996
Total	3,249	3.32	1,057

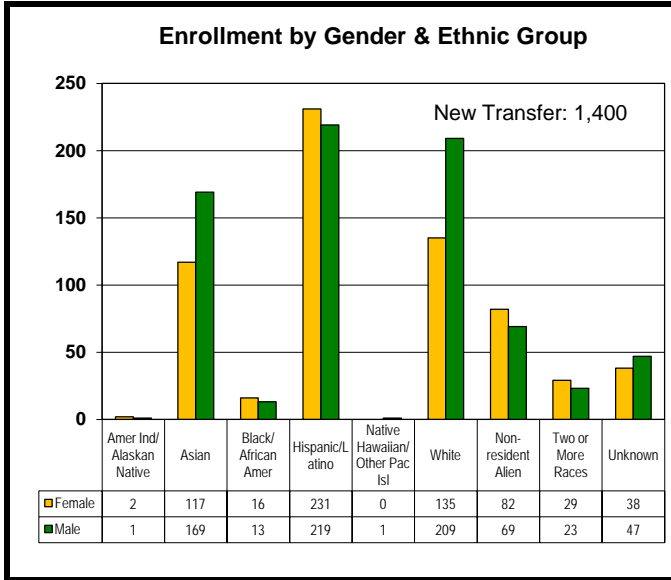
Just the Facts:

California State Polytechnic University, Pomona

Fall 2011

<http://www.csupomona.edu/~irar>

New Transfer Characteristics



Enrollment by Source Institution

TYPE OF SOURCE INSTITUTION	Number of Students
CA Community Colleges	1,258
CSU	36
UC	7
Ind College/University	21
Other state/country	78
Total	1,400

Enrollment by College and Average GPA/Transfer Units Profile

COLLEGE	Number of Students	Avg. Transfer Units Earned	Avg. Transfer GPA
Agriculture	71	117	3.21
Business Administration	321	119	3.14
Education and Integrative Studies	54	113	2.96
Engineering	295	138	3.33
Environmental Design	120	122	3.34
Hospitality Management	120	113	3.08
Letters, Arts & Social Sciences	239	109	3.09
Science	179	122	3.24
All University	1	175	3.35
Total	1,400	121	3.19

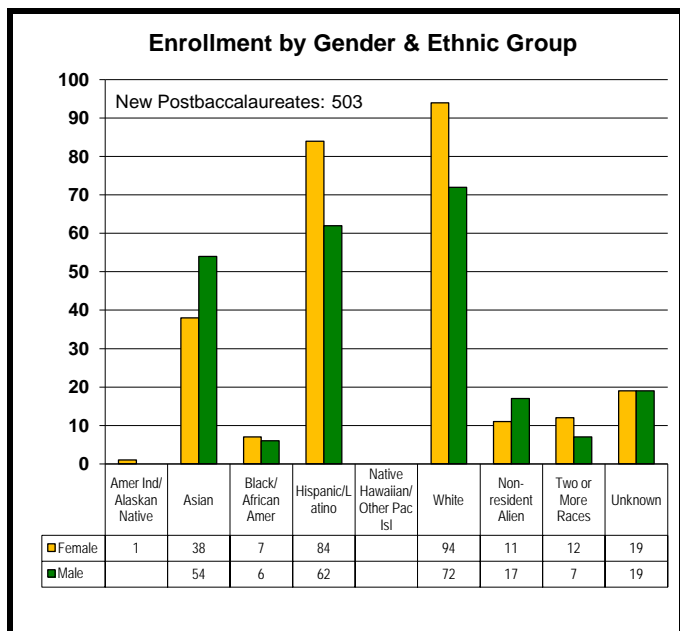
Just the Facts:

California State Polytechnic University, Pomona

Fall 2011

<http://www.csupomona.edu/~irar>

New Postbaccalaureate Characteristics



Enrollment by Source Institution

TYPE OF SOURCE INSTITUTION	Number of Students
CSU	308
UC	91
Ind College/University	38
Other state/country	66
Total	503

Enrollment by College and Objective

COLLEGE	Masters	Credential	Other Postbac	Number of Students
Agriculture	20			20
Business Administration	24			24
Education and Integrative Studies	42	143	16	201
Engineering	83			83
Environmental Design	65			65
Letters, Arts & Social Sciences	62			62
Science	47			48
Total	343	143	16	503

"Postbaccalaureate" includes Master's, Credential, Second Bachelor's, and other postbaccalaureate students.

SOURCE: ERSS Census File

Just the Facts:

California State Polytechnic University, Pomona

Fall 2011

<http://www.csupomona.edu/~irar>

Class Sections by Size and College - Undergraduate

COLLEGE	2-9	10-19	20-29	30-39	40-49	50-99	100+	Total	Average
Agriculture	4	11	38	18	8	12		91	31
Business Administration	5	21	56	62	46	13	10	213	37
Education and Integrative Studies	2	16	9	11	6			44	25
Engineering	15	19	66	173	23	4		300	30
Environmental Design	2	23	13	6	11	18	1	74	37
Hospitality Management		3	7	9	8	7		34	40
Letters, Arts & Social Sciences	9	43	117	119	102	64	3	457	37
Science	5	34	60	190	51	41	20	401	39
All University	4	4	1	1				10	12
University Total	46	174	367	589	255	159	34	1,624	35

Class Sections by Size and College - Graduate

COLLEGE	2-9	10-19	20-29	30-39	40-49	Total	Average
Agriculture	5	1				6	7
Business Administration	12	9	5			26	13
Education and Integrative Studies	2	8	2	1		13	16
Engineering	2	6	11			19	20
Environmental Design	3	10	4	1		18	18
Letters, Arts & Social Sciences	6	14	3			23	14
Science	17	5	3			25	10
University Total	47	53	28	2		130	14

NOTE: "Class" is based on the definition of "class section" used in the Common Data Set.

SOURCE: Class Schedule Extract Fall 2011

Just the Facts:

California State Polytechnic University, Pomona

Fall 2011

<http://www.csupomona.edu/~irar>

Credential Enrollment by Type, Gender & Ethnic Group

ETHNIC GROUP	GENDER	CREDENTIAL TYPE				
		Administrative	Multiple Subject	Single Subject	Specialist	Total
American Indian/Alaskan Native Only	Female					
	Male			1		1
	Total			1		1
Asian Only	Female	1	9	11	5	26
	Male		4	8	3	15
	Total	1	13	19	8	41
Black/ African American Only	Female		4	2	4	10
	Male			1	2	3
	Total		4	3	6	13
Hispanic/ Latino	Female	12	37	30	30	109
	Male	4	9	18	13	44
	Total	16	46	48	43	153
White Only	Female	3	24	30	20	77
	Male	3	3	23	10	39
	Total	6	27	53	30	116
Non-Resident Alien	Female			1		1
	Male					
	Total			1		1
Two or More Races	Female	1	1	2	4	8
	Male			1		1
	Total	1	1	3	4	9
Unknown	Female	2	7	4	13	26
	Male	2	2	9	2	15
	Total	4	9	13	15	41
Total	Female	19	82	80	76	257
	Male	9	18	61	30	118
	Total	28	100	141	106	375