



Calling into a Zoom Meeting



Logging In

- Log into the lectern computer using your Bronco username and password.
- Open Zoom and log in using your Bronco username and password.

Starting a Meeting

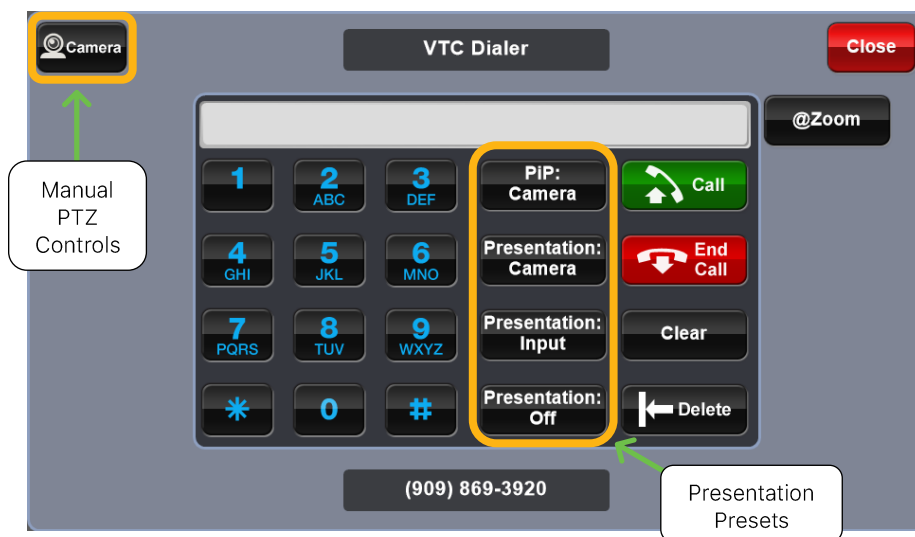
- Host a new meeting using Zoom on the lectern computer.
- Select MAC MINI as your audio output device.
- Mute the lectern computer.

Joining the Meeting

- On the touch panel, select the  button on the left side.
- Dial the Zoom meeting ID on the VTC Dialer and press  then .

Meeting Controls

- To change what the Zoom participants are viewing, use the presets in the VTC dialer menu.



PiP: Camera	(Picture-in-Picture) Shows a small portrait of the main camera view over the projector input
Presentation: Camera	Shows the main view from the camera
Presentation: Input	Shows the projector input
Presentation: Off	Turns off the camera and projector sharing

- The camera can be repositioned using the PTZ controls in the Camera menu of the VTC dialer.