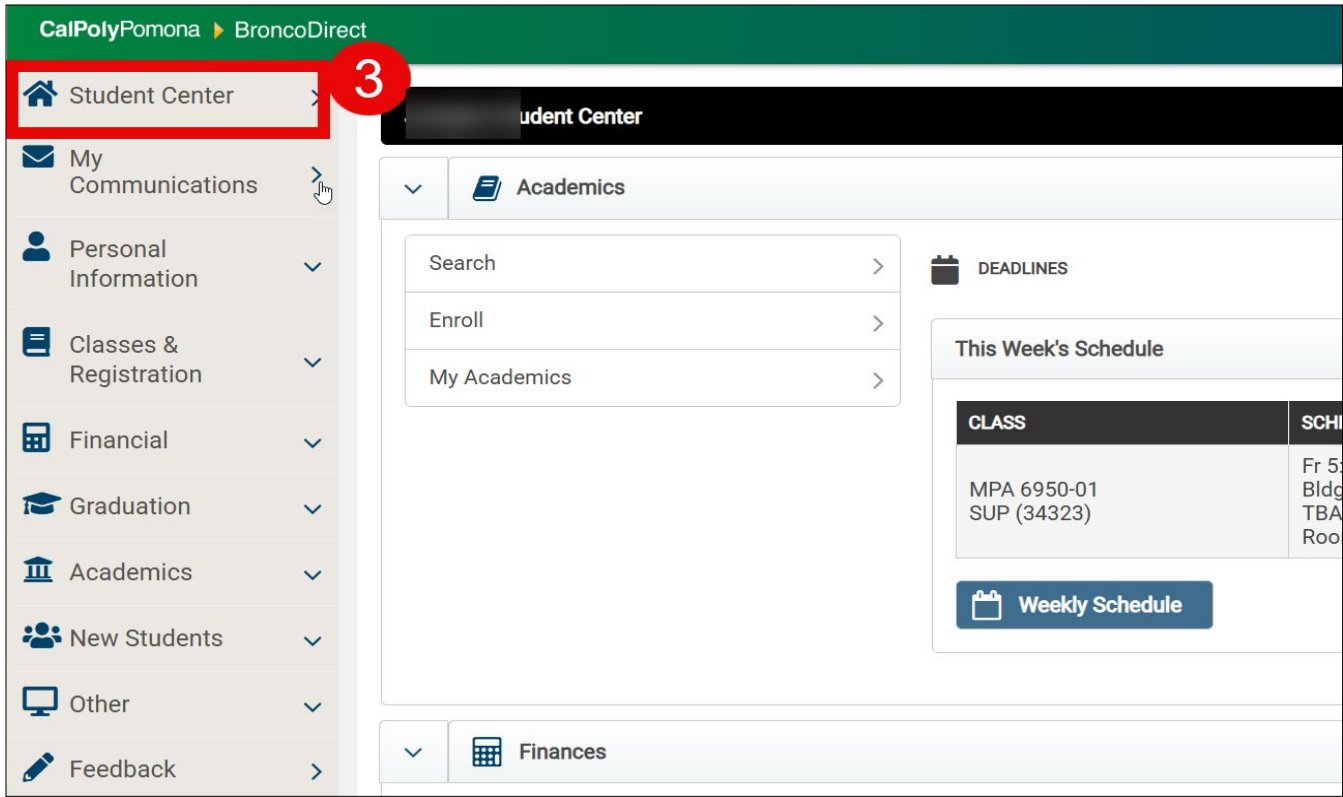


1. Sign on to MyCPP, <https://www.cpp.edu/>
2. Access BroncoDirect for Students:
3. Go to Student Center



CalPolyPomona ▶ BroncoDirect

**3**

Student Center

My Communications

Personal Information

Classes & Registration

Financial

Graduation

Academics

New Students

Other

Feedback

Academics

Search

Enroll

My Academics

DEADLINES

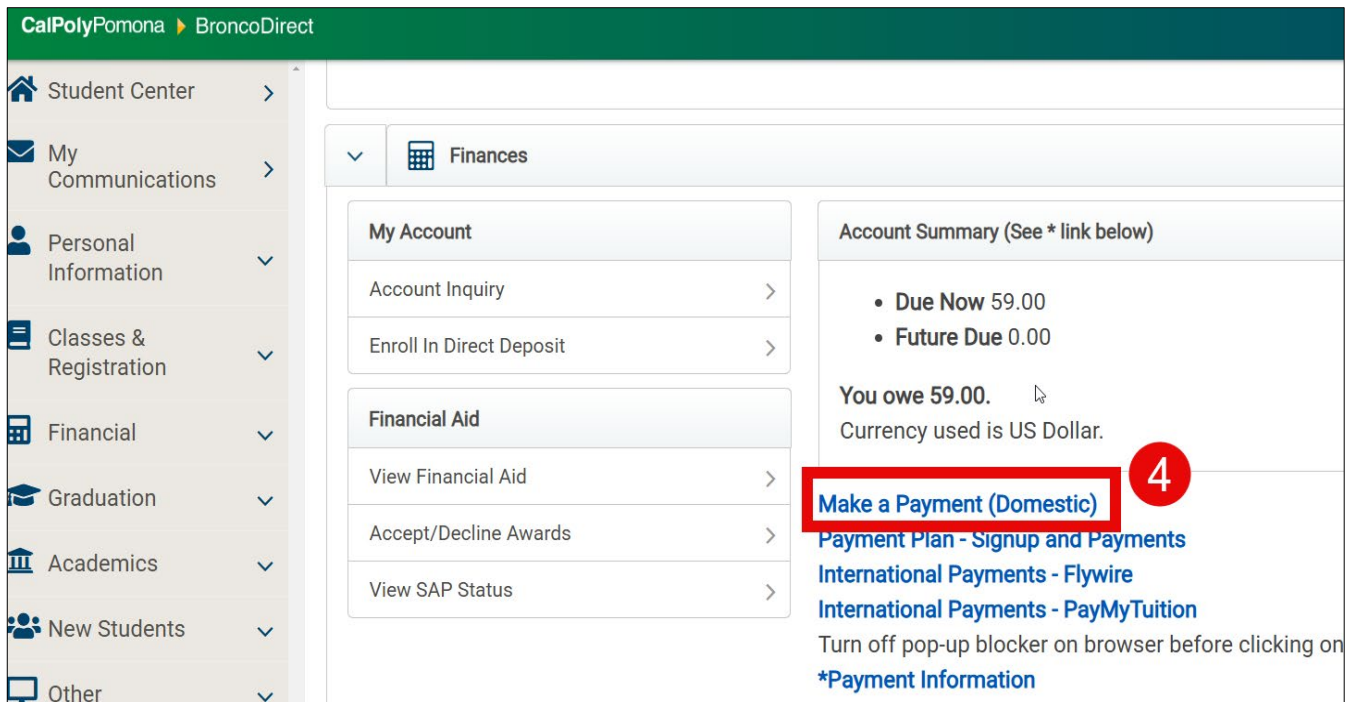
This Week's Schedule

CLASS	SCH
MPA 6950-01 SUP (34323)	Fr 5 Bldg TBA Room

Weekly Schedule

Finances

4. Scroll down, and select **“Make a Payment”**



CalPolyPomona ▶ BroncoDirect

Student Center

My Communications

Personal Information

Classes & Registration

Financial

Graduation

Academics

New Students

Other

Finances

My Account

Account Inquiry

Enroll In Direct Deposit

Financial Aid

View Financial Aid

Accept/Decline Awards

View SAP Status

Account Summary (See \* link below)

- Due Now 59.00
- Future Due 0.00

You owe 59.00.

Currency used is US Dollar.

**4**

**Make a Payment (Domestic)**

Payment Plan - Signup and Payments

International Payments - Flywire

International Payments - PayMyTuition

Turn off pop-up blocker on browser before clicking on

\*Payment Information

5. Click on **“Allow”** for the pop up blocker

The screenshot shows a web interface with a sidebar on the left containing menu items like 'My Account', 'Financial Aid', and 'View Financial Aid'. The main content area displays 'Account Summary (See \* link below)' with a list of items: 'Due Now 59.00' and 'Future Due 0.00'. A 'Warning' pop-up is centered on the screen, containing the text 'This site is trying to open a new window' and two buttons: 'Allow' (highlighted with a red box) and 'Block'. A red circle with the number '5' is placed over the 'Allow' button. Below the pop-up, there is a link for 'International Payments - PaymyTuition' and a note to 'Turn off pop-up blocker on browser before clicking on the payment \*Payment Information'.

6. You should be able to view the \$59.00 Fee under “Graduation Fee”  
Click on the bottom right corner **“Make a Payment”**

The screenshot shows a 'Cal Poly Pomona Overview' page. The top navigation bar includes the university logo and a notification bell. A dark sidebar on the left contains menu items: 'My Account', 'Overview', 'Make a Payment', 'Transactions', 'Help', and 'Sign Out'. The main content area features a user profile with initials 'JA' and the name 'California State Polytechnic University'. A 'Balance' box in the top right corner shows '\$59' (highlighted with a red box). Below this is a 'Summary' table with the following data:

Item	Amount
Graduation Fee	\$59.00
Minimum due	\$0.00
<b>Balance</b>	<b>\$59.00</b>

Below the summary is an 'Available items' section with a 'View all' link. It displays three items in a grid:

- Arch Lab - LASER CUT: \$0.90
- Arch Lab - POWDER 3D Print: \$0.60
- Architecture Lab - PLASTIC 3D Print...: \$0.40

A red circle with the number '6' is placed over the 'Make a payment' button in the bottom right corner, which is also highlighted with a red box.

7. Check marking the **“Graduation Fee”** and **select the term**

Cal Poly Pomona

Step 1 of 3: Pay amount

How much would you like to pay?

**Balance items**

Uncheck all | 1 of 1 selected

Description	Minimum	Balance	Amount
<input checked="" type="checkbox"/> Graduation Fee	\$0.00	\$59.00	\$59.00

Reference (NO Special characters)

Maximum 30 characters

\* Select Term

Spring 2025

Total balance \$59.00

**Pay amount \$59.00**

Remaining balance \$0.00

8. Scroll down and click **“Checkout”**

View all items

\* Indicates required field

Payment 1 item

\$59

Cancel Checkout

## Payment Methods

9. Choose **one payment method** and **click continue**:


- Google Pay: Log in required.
- Debit/Credit Card: 2.65% Convenience Fee.
- Bank Account: No Convenience Fee.







a. **Google Pay**: Log in required.

### How would you like to pay?

**Payment amount**  
\$59

**\* Payment method** [Change](#)

 Google Pay

b. **Debit/Credit Card** with a 2.65% Convenience Fee

\* **Payment method**

[Change](#)

New credit or debit card



Please enter your credit card information and click on the 'Continue Checkout' button.

**NOTE:** Your credit card payments made at this site will display on your statement as "CASHNET SMARTPAY CSUPOMONA 1-800-339-8131"

The CSU makes every effort to keep student costs to a minimum. Fees listed in published schedules or student accounts may need to be increased when public funding is inadequate. Therefore, CSU must reserve the right, even after initial fee payments are made, to increase or modify any listed fees, without notice, until the date when instruction for a particular semester or quarter has begun. All CSU listed fees should be regarded as estimates that are subject to change upon approval by The Board of Trustees.

\* **Card number**

\* **Expiration date**

\* **Security code** ⓘ

\* **Zip/Postal code**

*International cardholders may input "N/A"*

c. **Bank Account** with no Convenience Fee (Routing and Account Information required).

New bank account

**i** **Important:** Payments can be made from personal checking or savings accounts only. Corporate accounts are not allowed.

Please enter your bank account information and click on the 'Continue Checkout' button.

The CSU makes every effort to keep student costs to a minimum. Fees listed in published schedules or student accounts may need to be increased when public funding is inadequate. Therefore, CSU must reserve the right, even after initial fee payments are made, to increase or modify any listed fees, without notice, until the date when instruction for a particular semester or quarter has begun. All CSU listed fees should be regarded as estimates that are subject to change upon approval by The Board of Trustees.

**\* Account holder name**

**\* Account type**

Checking

Savings

**\* Routing transit number** **i**

**\* Bank account number** **i**      **\* Confirm bank account number**

**10. Once payment is complete, you should receive a confirmation email of your payment through your CPP email account.**