

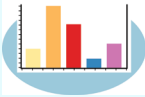












STeLLA: Communicating in Scientific Ways

What a Scientist Does	Symbol	What a Scientist Says
1. Ask why and how questions.		How come ...? I wonder ... Why ...? How do they know that ...?
2. Observe.		I see ... I noticed ... I recorded ... I measured ...
3. Organize data and observations.		I see a pattern ... I think we could make a graph ... Let's make a chart ...
4. Think of an idea, claim, prediction, or model to explain your data and observations.		My idea is ... I think that ... We could draw a picture to show ... I think it looks like this ...
5. Give evidence for your idea or claim.		My evidence is ... The reason I think that is ... I think it's true because ...
6. Reason from evidence or models to explain your data and observations.		The reason I think my evidence supports my claim is because ... The model shows that ...
7. Listen to others' ideas and ask clarifying questions.		Are you saying that ...? What do you mean when you say ...? What is your evidence? Can you say more about ...?
8. Agree or disagree with others' ideas.		I agree with _____ because ... I disagree with _____ because ...
9. Add onto someone else's idea.		I want to piggyback on _____'s idea. I want to add onto what _____ said.
10. Search for new ideas from other sources.		We could get some new ideas from ...
11. Consider whether new ideas make sense.		That idea makes sense to me because ... That idea doesn't make sense because ... What's the evidence?
12. Suggest an experiment or activity to get more evidence or to answer a new question.		What if we ...? We could get better evidence if we ...
13. Let your ideas change and grow.		I think I'm changing my idea. I have something to add onto my idea.