


Name: _____


Date: _____

What Are the Forces?

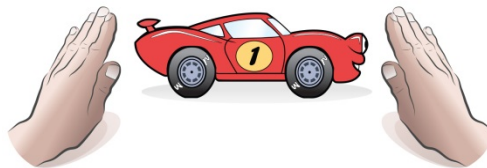
Scientists use arrows to show the forces acting on an object. In the following boxes, draw arrows above each hand to show the **direction** and **strength** (size) of the force pushing on the car.



1. Draw an arrow to show the force that causes the car to start moving.



2. Draw arrows to show what happens when two people push the car with **equal** force.
Describe what happens when two people push the car with **equal** (the same) force.



3. Draw arrows to show what happens when two people push the car, but one person pushes with **more force** than the other person.
Describe what happens when two people push the car with **unequal** forces.
