

CALIFORNIA STATE POLYTECHNIC UNIVERSITY, POMONA
ACADEMIC SENATE

GENERAL EDUCATION COMMITTEE

REPORT TO

THE ACADEMIC SENATE

GE-078-156

VCD 1330A- Foundations in Ceramics (GE C1)

General Education Committee

Date: 2/4/2016

**Executive Committee
Received and Forwarded**

Date: 5/17/16

Academic Senate

**Date: 5/25/16
First Reading**

BACKGROUND:

The Art Department introduced a new semester course to satisfy the requirements of GE Area C1.

RESOURCES CONSULTED:

Faculty
Department Chairs
Associate Deans
Deans
Office of Academic Programs

DISCUSSION:

The GE Committee reviewed the ECO for this course and found it to satisfy the GE SLO's and other requirements of GE Area C1.

RECOMMENDATION:

The GE Committee recommends approval of GE-078-156 (VCD 1330A-Fondations in Ceramics for GE Area C1)





VCD - 1330A - Foundations in Ceramics Activity

C. Course - New General Education* Updated

General Catalog Information

○ ****READ BEFORE YOU BEGIN****

○

1. Import curriculum data from the Catalog by clicking on the following icon . It is a BEST PRACTICE to always import data on existing courses. This will limit the opportunity for data errors.
2. Turn the help text on by clicking on the following icon .
3. All fields with an asterisk (*) are required fields. If left blank, the request will not be launched and cannot be acted upon.
4. Run and attach an impact report by clicking  to show all courses and programs impacted by this proposal.
5. Attach additional documentation by clicking .

○ College/Department

Art

○ Semester Subject Area

VCD

Semester Catalog Number

1330A

○ Quarter Subject Area

None Selected

Quarter Catalog Number

○ Course Title

Foundations in Ceramics Activity

○ Units*

(3)

○ C/S Classification*

C-07 (Activity)

○ To view C/S Classification Long Description click: http://www.cpp.edu/~academic-programs/scheduling/Documents/Curriculum%20Guide/Appendix_C_CS_Classification.pdf

○ Component*

Activity

○ Instruction Mode*

Face-to-Face

Web-Assisted

○ Grading Basis*

Graded Only

○ Repeat Basis*

May be taken only once

○ If it may be taken multiple times, limit on number of enrollments

1

- **Cross Listed Course Subject Area and Catalog Nbr (if offered with another department)**
- **Dual Listed Course Subject Area and Catalog number (If offered as lower/upper division or ugrd/grad)**
- **Choose appropriate type(s) of course(s)***

- Major Course
- Service Course
- GE Course
- None of the above

- **General Education Area / Subarea***

C1

- **To view the General Education SubArea definitions, click <http://www.cpp.edu/~academic-programs/scheduling/Documents/Ch.3-GeneralEducationProposals.pdf>.**

- **I. Catalog Description**

- **Catalog Description**

Methods and procedures for pottery making techniques emphasizing the use of the pottery wheel and functional vessels.

- **II. Required Coursework and Background**

- **Prerequisite(s)**

None.

- **Corequisite(s)**

- **Pre or Corequisite(s)**

- **Concurrent**

- **III. Expected Outcomes**

- **List the knowledge, skills, or abilities which students should possess upon completing the course.***

The student will:

- Demonstrate a fundamental level of skill on the potter's wheel, which will allow the student to continue on an independent basis.
- Use a number of glazes that work well together aesthetically and complement the function of the ceramic form.
- Employ the proper methods to load a kiln, have the ability to place ceramic so it will achieve the greatest advantage from the firing process, and have a general understanding of a number of firing processes.
- Recognize the history of ceramic forms and the foundation and origin of ceramic tradition and its many functions in virtually all societies.

- **If this is a course for the major, describe how these outcomes relate to the mission, goals and objectives of the major program.**

- **Explain how the course meets the description of the GE SubArea(s). Please select appropriate outcomes according to the GE Area/SLO mapping.**

This course meets the description of the GE Subarea C1 because an studio art course is a humanities discipline concerned with the production, consumption and experience of the visual arts. In addition, students explore the cultural context and social functions of the visual arts.

- **Describe how these outcomes relate to the associated GE Learning Outcomes listed below.***

This course meets the associated GE learning outcomes (Ia, I Ib, and IVb). Student writing in the form of papers or test essays, which requires students to use appropriate disciplinary vocabulary, meets the goal of writing effectively for various audiences (Ia). Exams or papers, which require analysis of works of art and analysis of works' relation to their cultural contexts of production and consumption, address the outcome of analyzing major artistic works and explaining their significance to society (I Ib). Finally, the creative projects enables them to demonstrate a behavior that, together with reading and writing and critical thinking, promotes intellectual growth (IVb).

- **General Education Outcomes***
Ia. Write effectively for various audiences
I Ib. Analyze major literary, philosophical, historical or artistic works and explain their significance in society.
IVb. Demonstrate activities, techniques, or behaviors that promote intellectual or cultural growth.

- **To view the mapping, click <https://www.cpp.edu/~academic-programs/Documents/GE%20SLO%20Mapping.pdf>**

- **IV. Instructional Materials**

- **Provide bibliography that includes texts that may be used as the primary source for instruction, and other appropriate reference materials to be used in instruction. The reference list should be current, arranged alphabetically by author and the materials should be listed in accepted bibliographic form.**
- **Instructional Materials***

Generally, students enter a ceramics class with a wide range of experience and ability therefore; the primary method of instruction is individual demonstration. Lecture and group demonstration linked with use of the textbook as source of insight in the design of pottery form. Testing on vocabulary, processes, and material.

- **Faculty are encouraged to make all materials accessible. Indicate with an asterisk those items that have had accessibility (ATI/Section 508) reviewed. For more information, <http://www.cpp.edu/~accessibility>**

- **V. Minimum Student Material**

- **List any materials, supplies, equipment, etc., which students must provide, such as notebooks, computers, internet access, special clothing or uniforms, safety equipment, lockers, sports equipment, etc. Note that materials that require the assessment of a fee may not be included unless the fee has been approved according to University procedures.**
- **Minimum Student Material***

Ceramic tool kit (sold at the Bronco Bookstore), appropriate clothing for working in a dusty and dirty medium, closed-toe shoes, and tool box (or one gallon bucket) to store everything in. Safety supplies, such as dust mask and gloves, may be needed. Sketchbook, pencils, pens, markers (color and black), x-acto knife, tape, and other basic design tools (ruler, dry adhesive, mat board, self-healing cutting mat) as needed.

- **VI. Minimum College Facilities**

- **List the university facilities/equipment that will be required in order to offer this class, such as gymnastic equipment, special classroom, technological equipment, laboratories, etc.**
- **Minimum College Facilities***

A large ceramics studio with a raku kiln and conventional kilns to process student work includes working tables, storage shelves for clay, glaze materials, sink with a clay trap, whiteboard/chalkboard, and wall screen for computer projection.

- **VII. Course Outline**

- **Describe specifically what will be included in the course content. This should not be a repetition of the course description but an expansion that provides information on specific material to be included in the class, e.g. lecture topics, skills to be taught, etc. This should not be a week-by-week guide unless all instructors are expected to follow that schedule.**
- **Course Outline***

- 1. Introduction of ceramic studies**

- Study the history of the subject through a survey of ceramics in relation to culture and societies.
- Analyze the historical and contemporary relationship of ceramics in relation to other visual art forms.

- 2. Study of the formal organizational principles of three-dimensional design**

- Identify and integrate the formal elements of three-dimensional.
- Address the creative, form and spatial issues.

- 3. Create the original ceramic art works of student projects**

- Basic ceramic wheel skills such as centering, tapping, and pulling. Lectures will include ceramic form and function, and issues of studio safety.
- Methods of decoration at the green and bisque stages as well as different types of firing.
- Glazing techniques, glaze mixing, firing ranges, unconventional firing processes, and a review and discussion of contemporary ceramic forms.

- 4. Access and critique student projects**

- From process through completion

- **VIII. Instructional Methods**

- **Describe the type(s) of method(s) that are required or recommended for the instruction of this course (lectures, demonstrations, etc.). Include any method that is essential to the course, such as the use of particular tools or software.**
- **Instructional Methods***

Generally, students enter a ceramics class with a wide range of experience and ability therefore; the primary method of instruction is individual demonstration. Lecture and group demonstration linked with use of the textbook as source of insight in the design of pottery form. Testing on vocabulary, processes, and material.

- **IX. Evaluation of Outcomes**

- **Describe the methods to be used to evaluate students’ learning, i.e. written exams, term papers, projects, participation, quizzes, attendance, etc.***

The student will be evaluated on the quality of the finished ceramic pieces. Other factors include: the level of understanding of pottery form, function, processes, understanding of pottery history, and the results of quizzes.

The final evaluation of work will involve more than totaling the grades on individual projects and/or determining that all assignments have been completed. Faculty will be assessing abilities in realizing concepts and controlling the visual elements of art and design. Therefore, the mastery of increasingly complex material is a key component of evaluation. Instructors are encouraged to exhibit students' work and/or solicit feedback from other instructors in assessment of whether objectives have been met.

This is a General Education course, therefore, writing assignments on materials, vocabulary, processes, the history of ceramic forms, and the foundation and origin of ceramic traditions are recommended subjects.

- **Describe the meaningful writing assignments to be included.***

Meaningful writing assignments may include:

- Writing content for class assignment components.
- Writing report or essays for research papers.
- Written critiques assessing other student work.

- **Discuss how these methods may be used to address the course and program outcomes, as appropriate. Include or attach a matrix to align the evaluation methods to the outcomes.***

Outcomes	Research & Writing	Assignments	Exams/Quizzes	Class Participation	Process Work
Demonstrate a fundamental level of skill on the ceramic's wheel, which will allow the student to continue on an independent basis.		X		X	X
Practice the understanding of ceramic design; how the shape of a vessel can enhance its function.		X			
Use a number of glazes that work well together aesthetically and complement the function of the ceramic form.		X		X	X

Employ the proper methods to load a kiln, have the ability to place ceramic so it will achieve the greatest advantage from the firing process, and have a general understanding of a number of firing processes.		X			X
Recognize the history of ceramic forms and the foundation and origin of ceramic tradition and its many functions in virtually all societies.	X	X	X		

- **If this is a general education course, discuss how these methods may be used to address the associated GE Learning Outcomes listed below. Include or attach a matrix to align the evaluation methods to the outcomes.***

Courses in GE Area C1 shall fulfill the following General Education Learning Outcomes:

- Ia. Write effectively for various audiences.
- IIb. Analyze major literary, philosophical, historical, or artistic works and explain their significance in society.
- IVb. Demonstrate activities, techniques, or behaviors that promote intellectual or cultural growth.

The following matrix shows what methods of evaluation fulfill what GE SLOs for GE Area C1:

GE Outcomes	Research & Writing	Exams/Quizzes	Class Participation
· Ia. Write effectively for various audiences.	X	X	X
· IIb. Analyze major literary, philosophical, historical, or artistic works and explain their significance in society.	X	X	X

· IVb. Demonstrate activities, techniques, or behaviors that promote intellectual or cultural growth.	X		X
---	---	--	---

- **X. This OPTIONAL Section is for describing Course/Department/College specific requirements.**
- **Department/ College Required ECO Information (Optional)**

For non-VCD majors.