



Safer Return Task Force Update

Frances Teves

Assistant Vice President, Government and External Affairs
Coordinator, COVID-19 Safer Return Task Force

Academic Senate

Wednesday, February 10, 2021

SITUTATIONAL AWARENESS

Los Angeles County is currently in the Widespread (purple) Tier Status.

* Adjusted: 7-day average of daily COVID-19 cases per 100K with 7-day lag, adjusted for number of tests performed

Metric	1/5	1/12	1/19	1/26	2/2	2/9
New COVID cases per day per 100k (Less than 7 for next tier)	65.8* (107.9)	77.0* (127.3)	75.3* (150.7)	48.2* (96.5)	38.7* (61.2)	31.7* (42.5)
Positivity Rate (5-8 % for next tier)	17.8%	20.5%	17.1%	13.9%	11.3%	9.5%
Equity Metric; Positivity Rate (5.3-8 % for next tier)	25.0%	26.3%	22.4%	18.3%	15.0%	13.0%

Current LA County Metrics as of 2/9/21

- 3,353 new cases and 1,152,239 total cases reported
- 227 new deaths and 18,363 total deaths reported
- 4,079 people currently hospitalized with COVID-19; 29% are in the ICU; 7,253 hospitalized on 1/20.
- 5,622,000 individuals tested to date with 19% of people testing positive.
- 10.6% ICU capacity remaining in the Southern California Region.**
(46.3% 4-week (March 8) Projected ICU Capacity.)

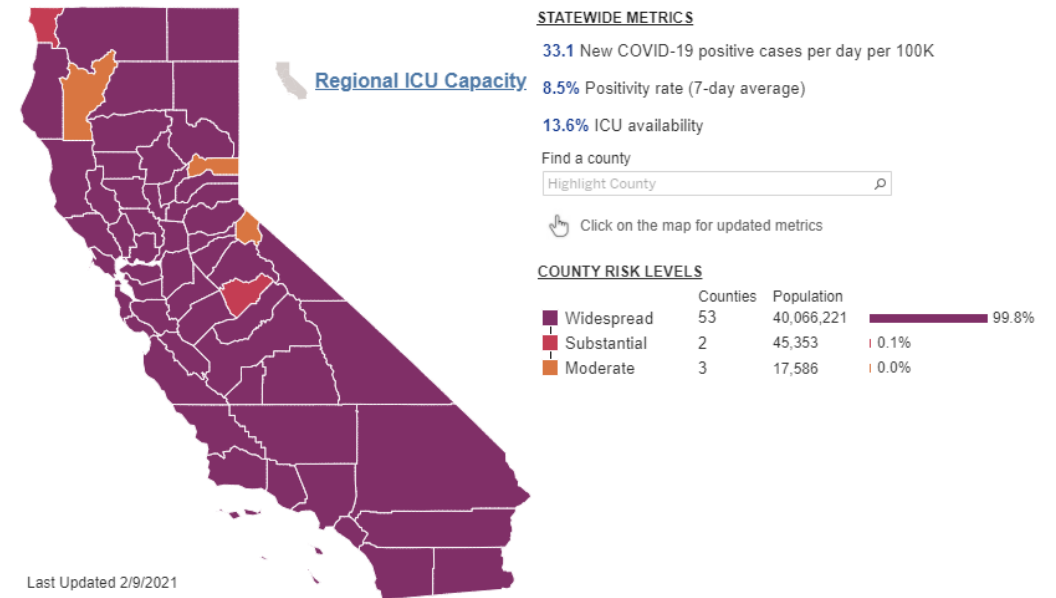
Points of Note

- In the state of CA - 2 cases of the B.1.351 (South African variant) have been identified, one in Alameda and the other in Santa Clara.
- LACDPH has confirmed 5 additional cases of COVID-19 variant B.1.1.7. (U.K. variant) totaling 8 cases in LAC.

Updates for IHEs: Expect updated guidance in mid-March.

Current tier assignments as of February 9, 2021

Tier assignments may occur any day of the week and may occur more than once a week. Select a county to see what region it's in.



53 counties in Tier 1 reflecting 99.8% of the population.

Statewide Metrics	1/12	1/19	1/26	2/2	2/9
New COVID cases per day per 100k	91.7	105.4	71.5	47.7	33.1
Positivity Rate	17.6%	15.2%	12.4%	10.0%	8.5%
ICU Availability	0%	0%	0.0%	11.7%	13.6%

Reported Cases Related to Campus

Cal Poly Pomona students and employees (faculty and staff) reported and confirmed positive by a laboratory since March 2020. *Numbers below are cumulative.*

Classification	On-Campus					Off-Campus				
	1/14	1/19	1/26	2/2	2/9	1/14	1/19	1/26	2/2	2/9
Student	22	27	30	31	31	117	122	124	133	138
Employee	52	57	62	65	66	21	23	23	24	24
Contractor	1	1	1	1	2	0	0	0	0	0
Total	75	85	92	96	99	138	145	147	157	162

1. The university is subject to county, state and federal reporting and notification requirements.
2. Notification is required within one (1) business day of a laboratory confirmed case with additional requirements outbreaks (3 or more cases epidemiologically-linked).
3. Please follow the [reporting guidelines for reporting on and off-campus incidents](#) on the Safer Return Website.

On campus cases: When a student, faculty or staff member reports a positive lab test for COVID-19 to Cal Poly Pomona, and the individual has been on campus [during the contagious period](#). **Off-campus cases:** When a student, faculty or staff member reports a positive lab test for COVID-19 to Cal Poly Pomona, but the individual has NOT been on campus [during the contagious period](#). This reporting includes members of the campus community learning and working remotely, and also follows Los Angeles County Department of Public Health’s definition for [“Institutes of Higher Education” settings*](#).

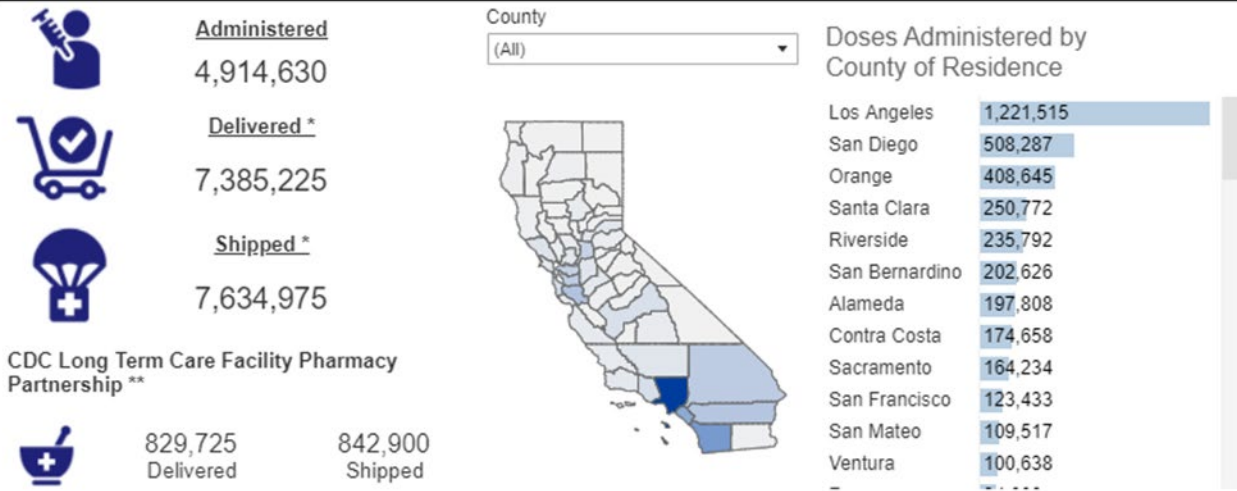
Vaccination Distribution Update

Points of Note:

1. LAC has the highest administered doses than any other county or large city in the U.S. and highest administration rate.
2. One in 10 Californians have been vaccinated.
3. Shifting frameworks on vaccine distribution and administration
4. Unknown impacts on variants, guidance on herd immunity, reopening protocols.



COVID-19: Vaccine Dashboard



* Doses shipped and delivered include doses that were distributed as part of the CDC Long Term Care Facility Pharmacy Partnership (LTCF) program to vaccinate residents at California's Skilled Nursing Facilities and other congregate living facilities. Data files downloaded from Operation Warp Speed Tiberius platform at 9am daily.

** CDC Long Term Care Facility Pharmacy Partnership Doses are subset of the total.

Data Last Updated on 2/9/2021 11:59pm

	Doses Shipped/Received	Doses Administered
National (as of 2/9)	62,898,775	43,206,190
State (as of 2/9)	7,385,225	4,914,630
LA County (as of 2/4) <i>*Lag in reporting shows difference from state numbers</i>	1,281,925	1,051,229
Phase - Tier Status by County (as of 2/8)		
Los Angeles	Phase 1B - Tier 1 Residents age 65 and over	
Orange	Phase 1B - Tier 1: Residents age 65 and over, Law Enforcement working in high-risk settings	
San Bernardino	Phase 1B - Tier 1: Residents age 65 and over, Fire and Police, K-12 in-person teachers and staff through their employer only	
Riverside	Phase 1B - Tier 1: Residents age 65 and over, Education (Faculty and Staff) , Food and Agriculture, Law Enforcement, Emergency Services	
San Diego	Phase 1B - Tier 1: Residents age 65 and over	
Ventura	Phase 1B - Tier 1: Residents age 75 and over	

Vaccine Distribution Groups

Phase 1A

Tier 1

- **Healthcare workers and residents of skilled nursing facilities (SNFs)**
- **Healthcare workers and residents of other long-term care facilities** (facilities that provide medical and personal care to adults, such as assisted living facilities and similar settings for older or medically vulnerable individuals, and special needs group living facilities)
- **Healthcare workers in:**
 - Acute care hospitals
 - Acute psychiatric hospitals
 - Correctional facility hospitals
 - Dialysis centers
 - Emergency medical services, including EMTs and Paramedics
 - Infusion/oncology centers
 - Residential and inpatient substance use disorder (SUD) treatment facilities
 - Residential and inpatient mental health facilities

**Healthcare Workers
How to get vaccinated**

Tier 2

- **Healthcare Workers in:**
 - Department of Children and Family Services (DCFS) contracted Short-Term Residential Therapeutic Programs (STRTP) and Transitional Shelter Care Program Facilities (TSCF)
 - Department of Mental Health
 - Home healthcare organizations and home health agencies (in-home supportive service personnel)
 - Intermediate care facilities (for persons who need non-continuous nursing supervision and supportive care)
 - Outpatient substance use disorder (SUD) treatment, mental health facilities, and crisis stabilization units
 - Public Health field staff who have face to face contact with patients/public (e.g. during testing, contact tracing, outbreak investigations)
 - Primary care clinics, including Federally Qualified Health Centers (FQHCs), rural health centers, and correctional facility clinics
 - Urgent care clinics
 - Office of Diversion and Re-entry (ODR)
 - Medical shelters
 - Sheltered and Unsheltered settings who are providing direct clinical care for people experiencing homelessness
 - Field-based community health workers, including promotoras (including those involved with testing, contact tracing, or supportive services to persons with suspected or confirmed COVID-19)
 - Regional Centers
 - Outreach workers who have face-to-face contact with people experiencing homelessness

Tier 3

- **Healthcare Workers in:**
 - Acupuncturists
 - Chiropractors
 - COVID-19 Testing
 - Death Care (mortuaries)
 - Dental and Other Oral Health Clinics
 - Laboratories
 - Occupational Health
 - Optometry Clinics
 - Pharmacies (if not working in settings at higher tiers)
 - Physical Therapists/Occupational Therapists (if not working in settings at higher tiers)
 - School and University Health Centers
 - Specialty Clinics
 - Speech Therapists
 - Surgery Centers

Phase 1B

1B Tier 1

- **Persons 65 years and older**
- **Those at risk of exposure at work in the following sectors:**
 - Education and Childcare
 - Emergency services
 - Food and agriculture

1B Tier 2

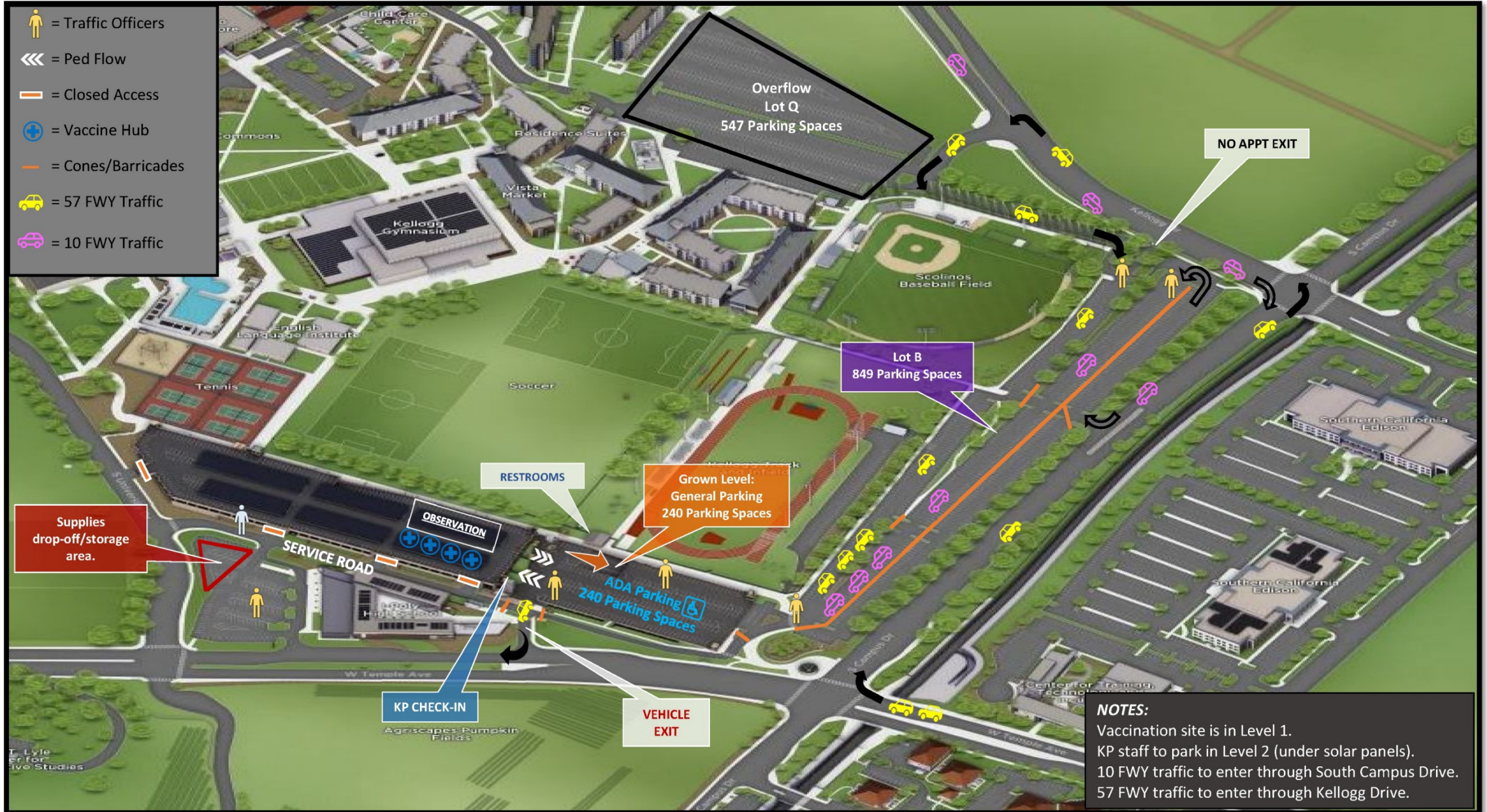
- **Those at risk of exposure at work in the following sectors:**
 - Transportation and logistics
 - Industrial, commercial, residential, and sheltering facilities and services
 - Critical manufacturing
- **Congregate settings with outbreak risk:**
 - Incarcerated
 - Homeless



Kaiser Permanente – Vaccination Site

Days: Monday-Saturday / Hours: 0700-1900

Traffic Map Provided by UPD – 01/25/21





Google Earth
© 2019 Google

Points of Note



1. Vaccination Hub opened on **Friday, Feb. 5**; it will be open 7 days a week, from 8 a.m. to 6 p.m. (subject to vaccine availability).
2. A consortium of health organizations, led by Kaiser Permanente, is operating the hub.
3. Appointments can be made on California's MyTurn website (<https://myturn.ca.gov>)
 - a. Website checks eligibility in accordance with State's priority framework and not restricted to Kaiser members.
 - b. CPP Vaccination Hub not limited those who work/live in Los Angeles County
 - c. Appointments added regularly.
 - d. Recommend signing up to be informed when *it's your turn*.
4. Campus continuing to work to enhance communication, wayfinding, and access for those eligible.

Questions

Mass Vaccination Hub Information Website

<https://www.cpp.edu/safety/vaccine-hub/index.shtml>

Vaccine Information Website

<https://www.cpp.edu/safety/safer-return/key-areas-of-effort/vaccine.shtml>