

The logo for Cal Poly Pomona, featuring the text "CalPoly" in dark blue and "Pomona" in green, positioned to the left of a large, colorful geometric arrow pointing right. The arrow is composed of several overlapping triangles in shades of blue, green, and yellow.

CalPoly
Pomona

Safer Return Task Force: *Situational Awareness Update*

Frances Teves, *Coordinator, Safer Return Task Force/AVP for
Government and Community Relations*

Academic Senate Meeting – May 5, 2021

Situational Awareness



Los Angeles County is currently in the Minimal (Yellow) Tier Status.

* Adjusted: 7-day average of daily COVID-19 cases per 100K with 7-day lag, adjusted for number of tests perform.

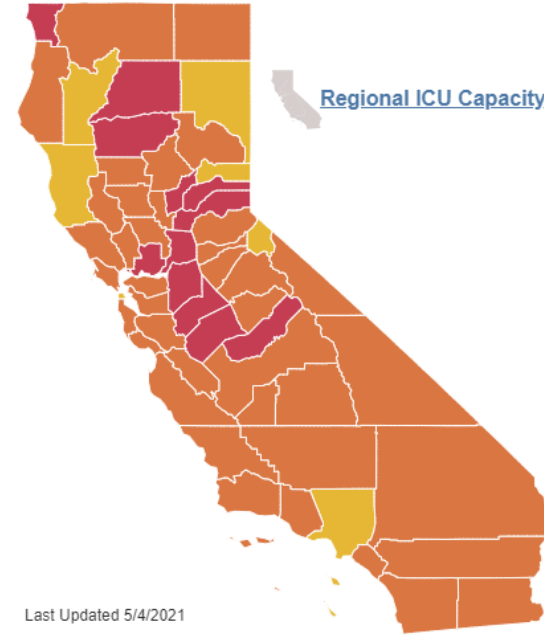
Metric	7/2020	1/2021	4/13	4/20	4/27	5/4
New COVID cases per day per 100k (Less than 2 for next tier)	88 (actual)	65.8* (107.9)	3.2* (3.9)	2.7* (4.0)	1.9* (3.6)	1.6* (3.0)
Positivity Rate (0.0-2.0% for next tier)	9.5%	17.8%	1.5%	1.2%	0.9%	0.7%
Equity Metric; Positivity Rate (Less than 2.2% for next tier)	n/a	25.0%	1.9%	1.4%	1.0%	0.8%

Current LA County Metrics as of 5/4/21

- 273 new cases and 1,234,202 total cases reported
- 18 new deaths and 23,930 total deaths reported
- 386 people currently hospitalized with COVID-19; 25% are in the ICU
- 6,525,000 individuals tested to date with 18% of people testing positive.
- On May 4, Los Angeles County met the threshold for the next tier – Tier 4 (Yellow, Minimal).
The modified Health Officer Order will be effective on May 6.

Points of Note

- California's coronavirus 7-day case rate now the lowest in the U.S and has the lowest positivity rate compared to any other state in the country and is lower than only 6 other nations in the world.
- On June 15, California will move beyond the blueprint and fully reopen (with reasonable risk mitigation efforts) if vaccine supply remains consistent and hospitalizations remain stable and low.
- LACDPH has not yet made determinations for beyond June 15 and can continue to have stricter measures in place.



STATEWIDE METRICS

- 4.2 New COVID-19 positive cases per day per 100K
- 1.3% Positivity rate (7-day average)
- 32.8% ICU availability

Find a county

Click on the map for updated metrics

COUNTY RISK LEVELS

Risk Level	Counties	Population	Percentage
Substantial	12	4,654,389	11.6%
Moderate	39	24,188,844	60.3%
Minimal	7	11,285,927	28.1%

39 counties in Tier 3 reflecting 60.3% of the population.

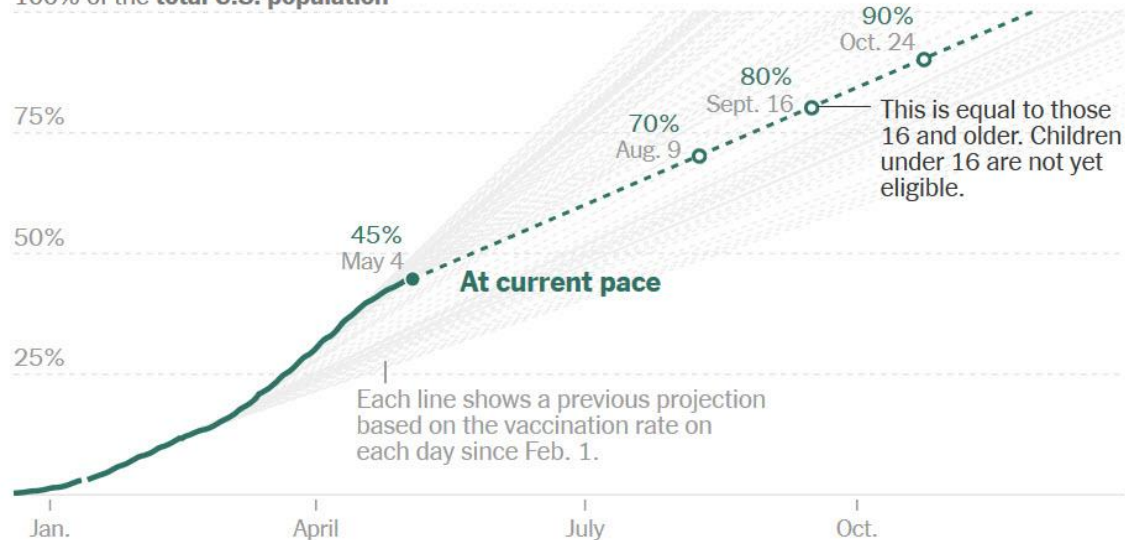
Statewide Metrics	3/16	4/13	4/20	4/27	5/4
New COVID cases per day per 100k	6.5	4.8	5.0	4.7	4.2
Positivity Rate	2.3%	1.8%	1.7%	1.5%	1.3%
ICU Availability	28.7%	31.9%	32.8%	31.3%	32.8%

Vaccination Distribution Update

At the current pace of vaccination, everyone could get a shot this year. But no vaccine has been authorized for children under 16.

Based on the seven-day average of people receiving a first or single dose each day.

100% of the **total U.S. population**



Source: Centers for Disease Control and Prevention, Andrew Beveridge, SocialExplorer | Note: Total population includes states, territories and three countries with [special agreements](#) with the United States: Palau, Micronesia and the Marshall Islands.

Points of Note:

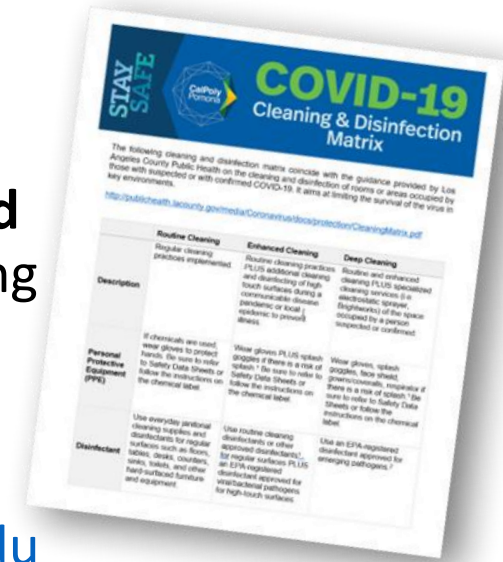
- Kaiser Vaccination Hub is winding down operations and will close by May 8. **Walk-in appointments for faculty, staff, and students to receive Johnson & Johnson open from 8:30 to 3:30 p.m. today through Saturday, May 8.**
- Fifteen (15) CPP Student Health Ambassadors at the Hub – will transition to support campus health and safety efforts.
- Next week, FDA is expected to issue EUA to Pfizer for children 12-15 years old. Pfizer, Moderna and Johnson & Johnson seeking full FDA approval in the coming weeks.

Region	Doses Administered	% of population vaccinated with at least one dose	% of population fully vaccinated
<u>National</u>	247,769,049	44.5%	32%
<u>State</u>	31,027,617	48.2%	31.1%
<u>LA County</u>	7,814,555	53.9%	35.8%

Sources: National ([CDC](#)); State ([CDPH](#)), County ([LACDPH](#)).

Task Force – Key Updates

1. **Continued monitoring of changes to public health protocols with associated campus guidance** – 19 county and state protocols apply to campus – including a cleaning and disinfection matrix, ventilation, water systems, and signage.
2. **PPE Utilization Matrix** developed based on public health guidance, best practices, and mitigation needs. Please email Ernie Fiero at efierro@cpp.edu with specialized needs.
3. **Updated COVID-19 safety training will be reissued by August 2** – will include information on how to navigate the campus, including use of the Health Screener, reservation systems, and required use of face masks.
4. **Preparing the Physical Campus** – site assessments are underway; engineering firm retained to evaluate ventilation units; signage and PPE installation.
5. **Safer Return Bi-Weekly Digest** – first issue today!



Key Dates

Phases of Safer Return



Date/Anticipated Timeframe	Activity/Milestone
April 5, 2021	Los Angeles County moves into Tier 2, Orange Tier (Moderate)
	Study Spaces Pilot
	Athletics Pilot: Track and Field
Late May 2021	Return of Pilot Group 1 Employees (voluntary and essential employees)
May 2 – 21, 2021	Library Phase 1 Reopening: Study and Final Exam Spaces Pilot
May 5, 2021	Los Angeles County moves into Tier 3, Yellow Tier (Minimal)
May 20-23, 2021	Commencement
June 1, 2021	Library Phase 2: Expanded Pilot
June 2021	BRIC Pilot Reopening
TBD, June 2021	Return of Pilot Group 2 Employees
June/July 2021	Phased Reopening of Children’s Center
June 15, 2021	California Expected to Fully Reopen, Move Past Blueprint with Safety Measures in Place
June 2, 2021	Return of Service Learning and Internships (Off-Site Placements)
August 19, 2021	Fall 2021 Semester Begins (Faculty return August 17)
	Library Phase 3 Reopening
December 16-21, 2021	Final Exams