

# Equity Gaps in the CSU: The Course Equity Portal

Monika Kress (Physics and Astronomy, San Jose State)

Vanessa Lopez-Littleton (Health, Human Services, Public Policy, CSU Monterey Bay; ASCSU)

Steve Rein (Statistics, Cal Poly San Luis Obispo; ASCSU)

Heidi Riggio (Psychology, Cal State LA; ASCSU)





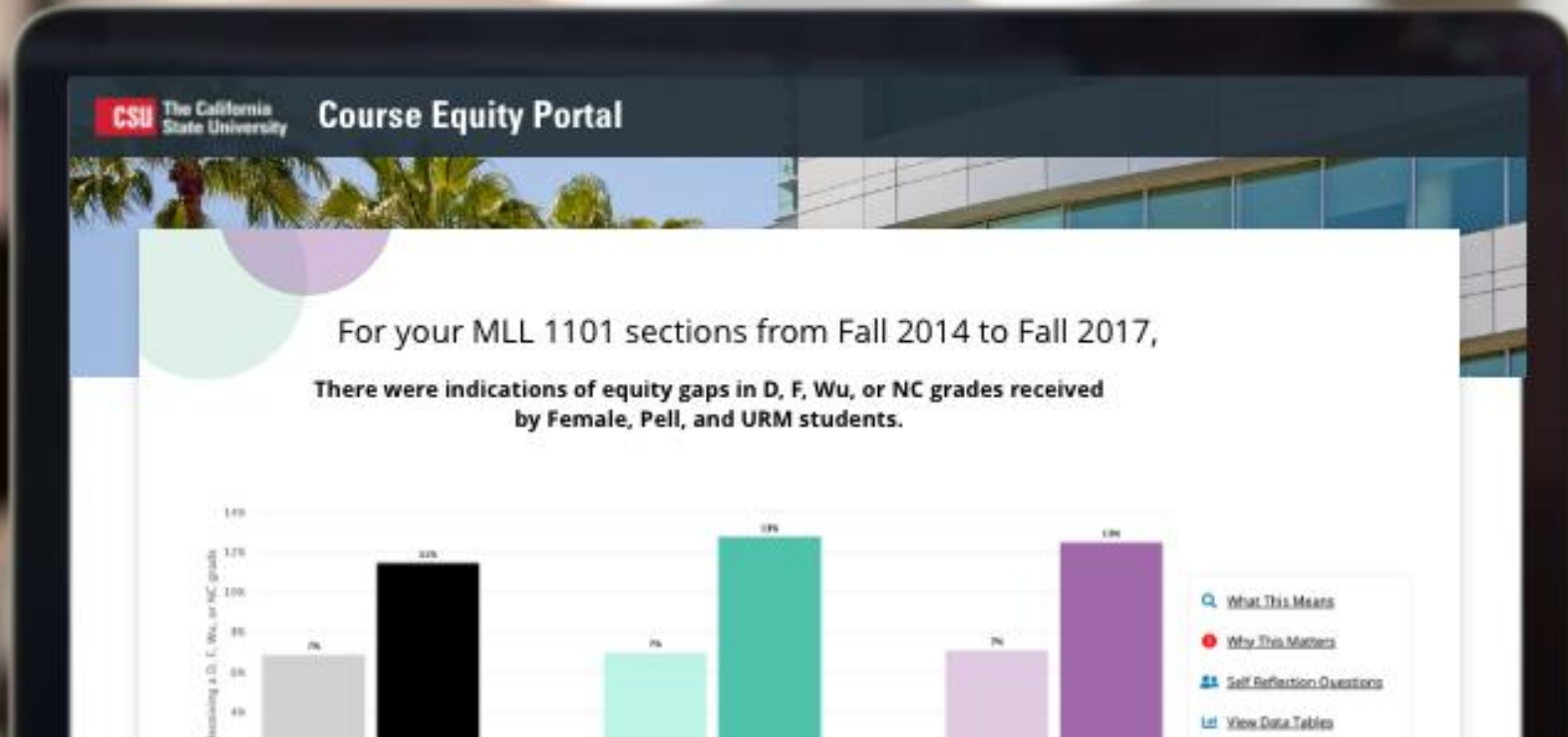
The CSU Mission is to educate Californians, especially those with lower access (i.e., less social and financial power).

Equity gaps in the CSU are evident, with underrepresented minority (URM), first-generation, and Pell Grant recipient students receiving more DFW grades than non-URM, non first-gen, and non-Pell recipient students

GI 2025 Equity Goals & Priorities, 11/21







## How can the Course Equity Portal help faculty address such gaps?

The Course Equity Portal provides information to each faculty member about equity gaps that may or may not exist in the courses they teach.



## Who has access to my data?

Only you can see your course data in the Portal. Administrators, staff, and other faculty cannot access your Course Equity Portal information.



For your MLL 1101 sections from Fall 2012 to Fall 2017,

10% of your MLL 1101 students received a D, F, Wu, or NC grade.  
7% of students who took MLL 1100 level courses received a D, F, Wu, or NC grade.

**Why This Matters**  
When students receive an F, Wu, or "No-Credit" grade, they do not receive credit towards graduation (sometimes true for D grades as well). If it is a required course... [\(show more\)](#)

**What This Means**  
**What counts as D, F, Wu, and NC grades?**  
These include grades of D-, D, D+, F-, F, F+, unauthorised Withdrawals (WU), and "No-Credit". They do not include authorized Withdrawals or Incompletes... [\(show more\)](#)

**Why are you presenting this finding to me?**  
Our algorithm pulled up this particular observation for this course, because its rates are notably higher than its peer MLL 1101 and because more... [\(show more\)](#)

**Am I supposed to keep the rate of D, F, Wu, and NC grades below 10%?**  
It is up to you and your department to determine if the rate of D, F, Wu, and NC grades is appropriate for your course.

- What This Means
- Why This Matters**
- Self-Reflection Questions
- View Data Tables

For your MLL 1101 sections from Fall 2014 to Fall 2017,

There were indications of equity gaps in D, F, Wu, or NC grades received by URM, 1st gen, and Pell students.



## How does the Course Equity Portal work?

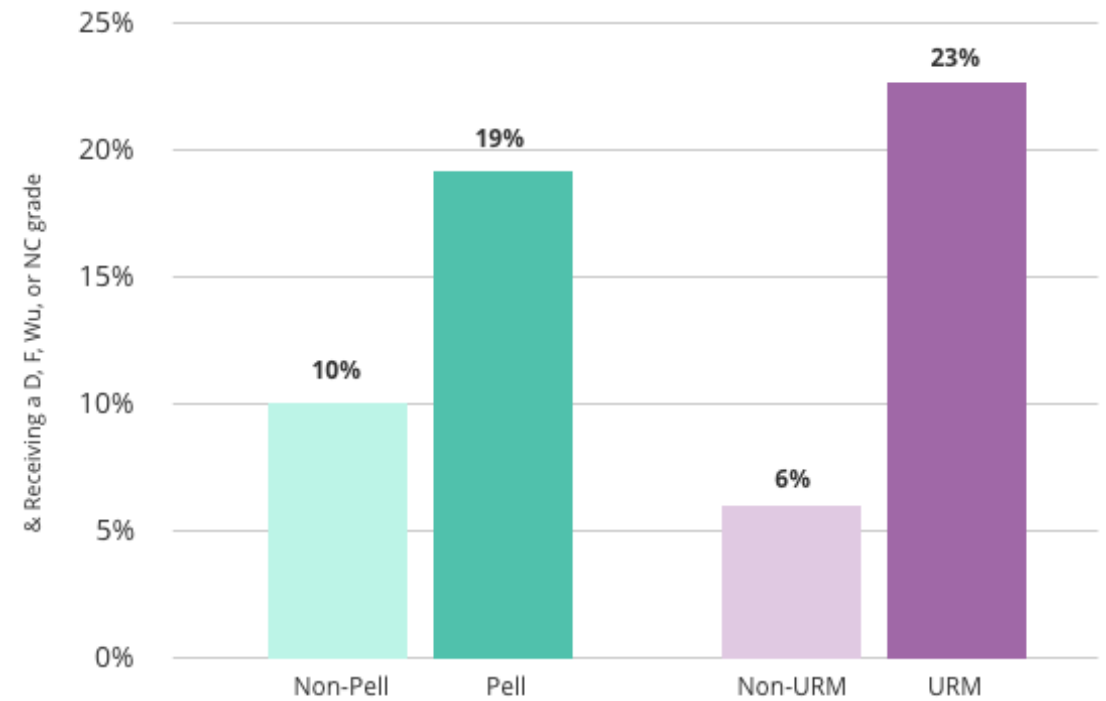
The Portal algorithmically determines if there are equity gaps in a course by URM, 1st generation, or Pell recipient status, or gender within a course. Only gaps with a sufficient effect size are identified.

## Examples of Possible Findings

- 1 Pell students having a lower/higher DFW rate than non-Pell students in a section.

For your SOC 319 sections in Fall 2021,

There were indications of equity gaps in D, F, Wu, or NC grades received by Pell and URM students.

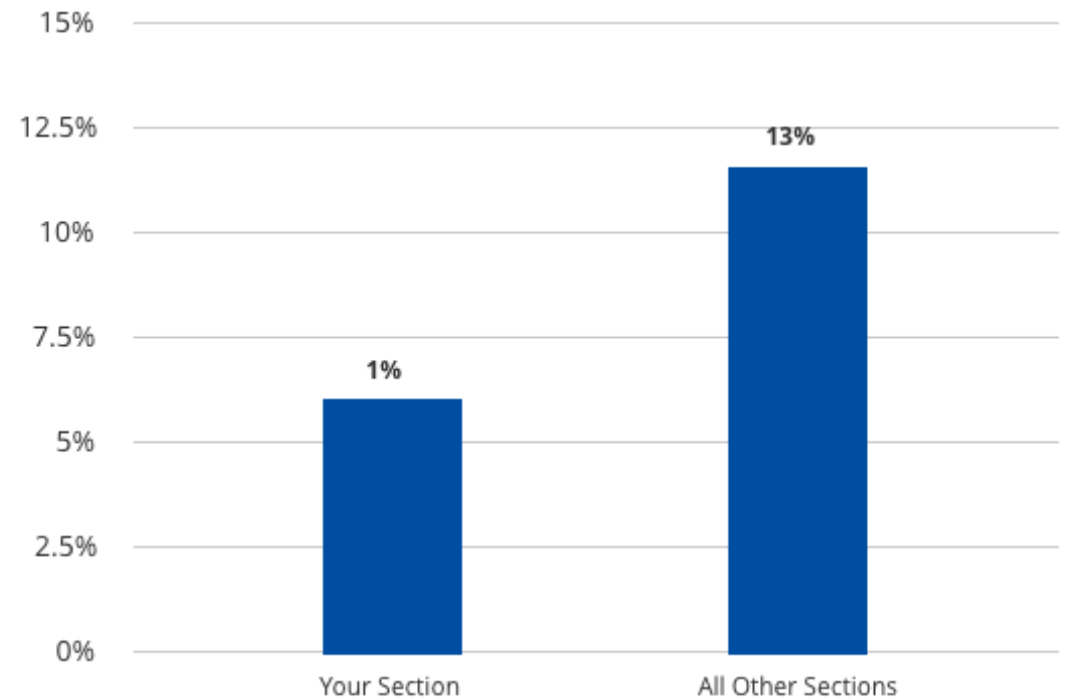


## Examples of Possible Findings

- 1 Pell students having a lower/higher DFW rate than non-Pell students in a section.
- 2 Greater/fewer DFW rates in other sections of a course compared to one's own.

For your SOC 143 sections from Spring 2021 to Fall 2021,

1% of your SOC 143 students received a D, F, Wu, or NC grade.  
13% of all other SOC 143 students received a D, F, Wu, or NC grade.

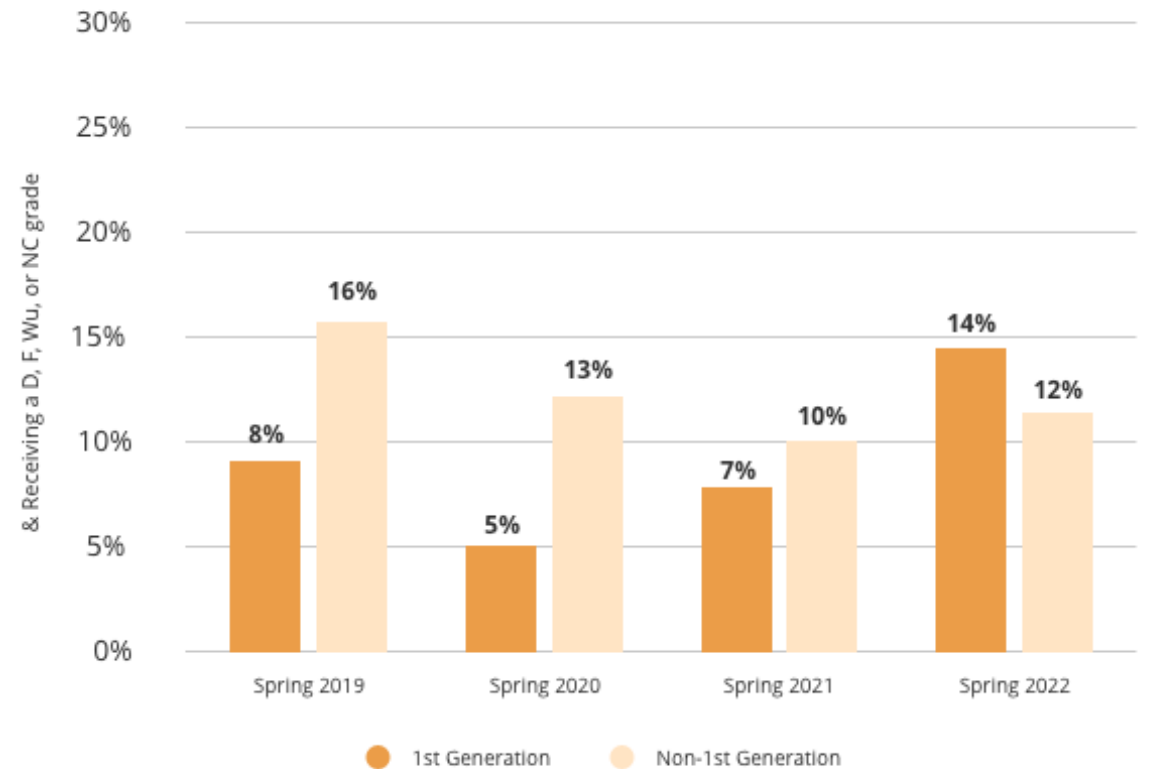




## Examples of Possible Findings

- 1 Pell students having a lower/higher DFW rate than non-Pell students in a section.
- 2 Greater/fewer DFW rates in other sections of a course compared to one's own.
- 3 A trend of increasing/decreasing DFW rates between 1st gen and non-1st gen students over time.

For your BIOL 10 sections from Spring 2019 to Spring 2022,  
Your 1st Gen students received D, F, Wu, or NC grades at increasing rates.



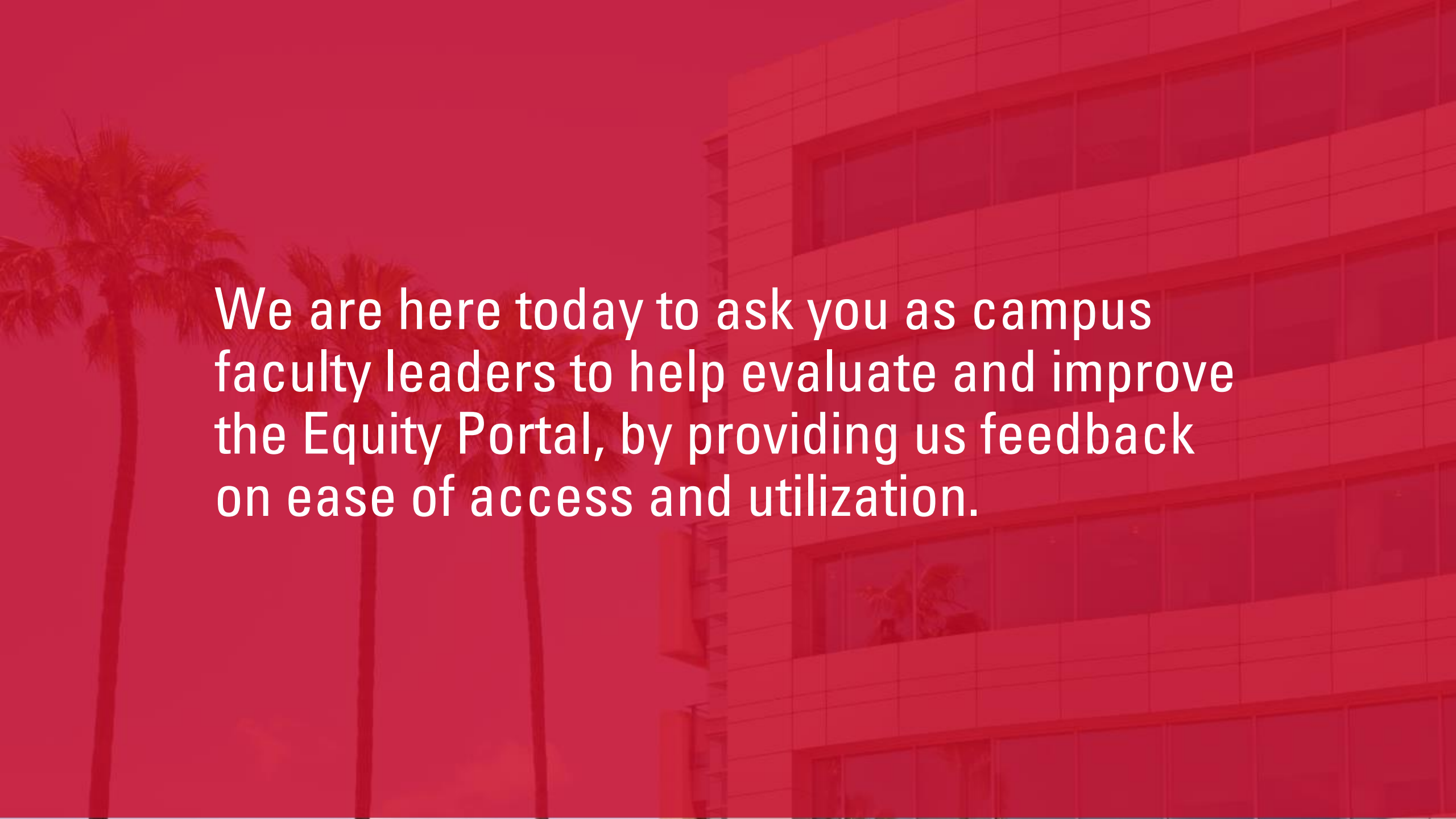


A “finding” of an equity gap does not mean that the faculty member is doing something wrong, as there are many causes of these gaps.





Knowing about gaps helps faculty address them in their courses and ensure that all students have an equitable chance to succeed.



We are here today to ask you as campus faculty leaders to help evaluate and improve the Equity Portal, by providing us feedback on ease of access and utilization.

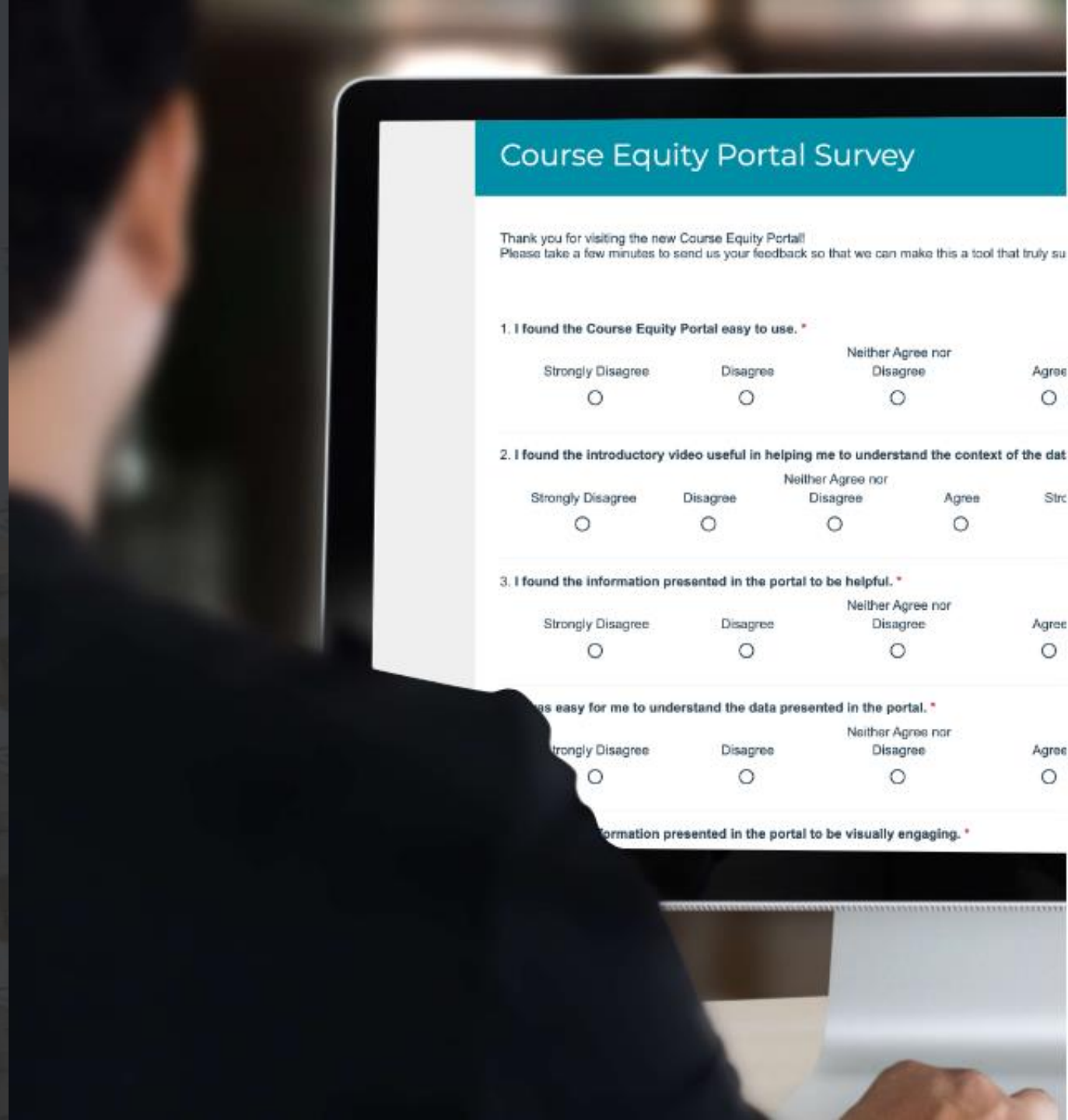


Participation includes individual access to the Equity Portal and optional completion of two anonymous online surveys.

Faculty feedback and survey responses will be used to improve the Course Equity Portal and communications about the Portal to faculty.

[Click to fill out Pre-Survey Link](#)

[Click to fill out Post-Survey Link](#)



A laptop screen displaying text and decorative elements. The screen has a white background with three overlapping semi-circles in the top-left corner: a light green one, a purple one overlapping it, and a yellow one in the bottom-right corner. The text is centered on the screen.

For more information about the  
Course Equity Portal, please go to  
[cep-info.dashboards.calstate.edu](http://cep-info.dashboards.calstate.edu)

# Thank You!

Monika Kress (Physics and Astronomy, San Jose State)

Vanessa Lopez-Littleton (Health, Human Services, Public Policy, CSU Monterey Bay; ASCSU)

Steve Rein (Statistics, Cal Poly San Luis Obispo; ASCSU)

Heidi Riggio (Psychology, Cal State LA; ASCSU)

