

A large graphic on the left side of the slide, consisting of several overlapping triangles in shades of blue, green, and yellow, forming a stylized arrow or 'P' shape pointing to the right.

**CalPoly**  
Pomona

# Provost's Report to the Academic Senate

Terri Gomez, Ph.D.

Interim Provost & Vice President for Academic Affairs

Wednesday, November 8, 2023

# Provost Gomez

First-Generation  
Week

Native American  
Heritage Month

Veteran's Day

Black Thriving  
Initiative  
Symposium

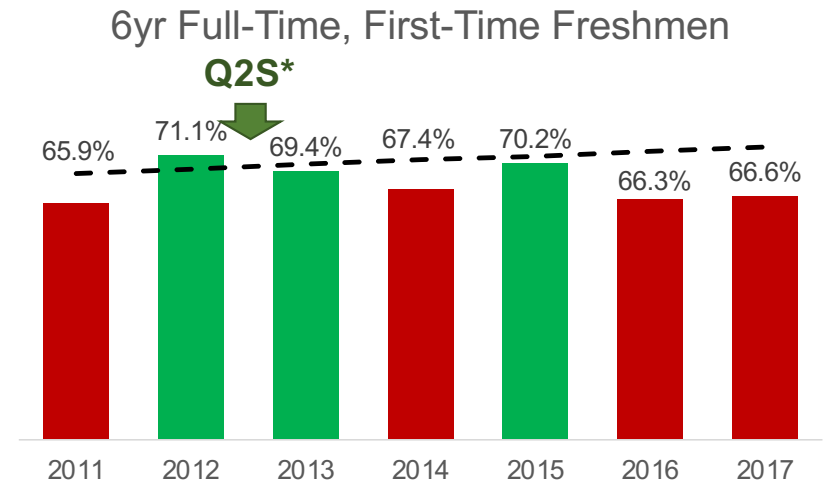
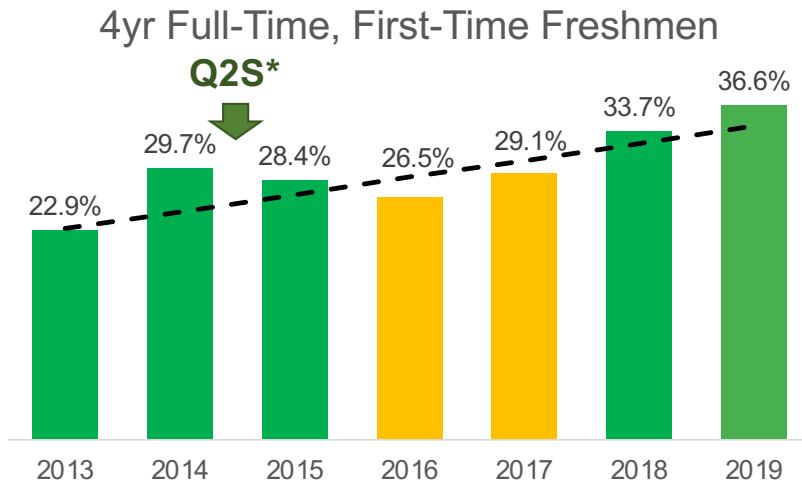
Equity Champion  
for Excellence in  
Transfer for  
Latinx Students

Provost's Chief  
of Staff

GI 2025 Updates

# First-Time, Full-Time Trends

Fall 2019 and Fall 2017 Cohorts



**Good Progress**  
Gap < 1

**Moderate Progress**  
1 ≤ Gap < 3

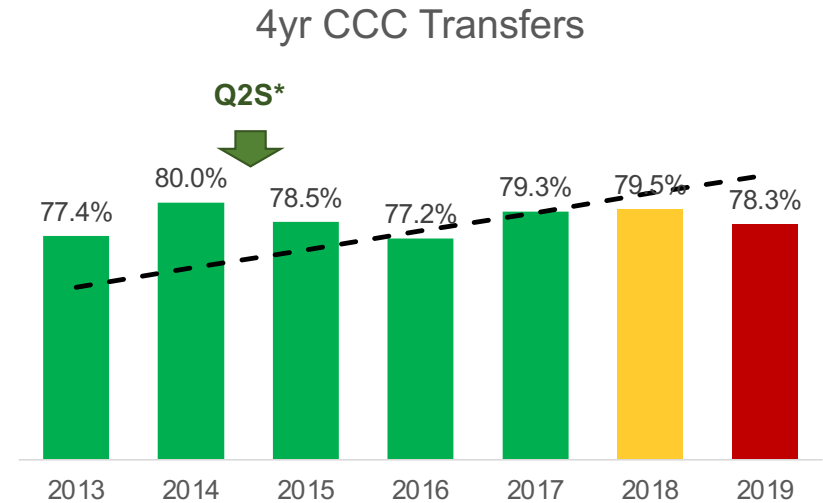
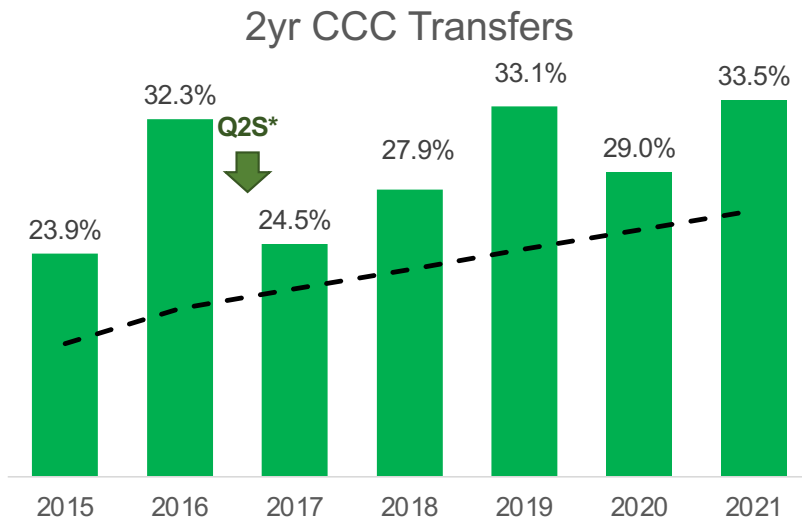
**Limited Progress**  
Gap ≥ 3

\*Quarter to Semester Conversion

Note: Data as of 10/31/23

# CCC Transfer Trends

Fall 2021 and Fall 2019 Cohorts



**Good Progress**  
Gap < 1

**Moderate Progress**  
1 ≤ Gap < 3

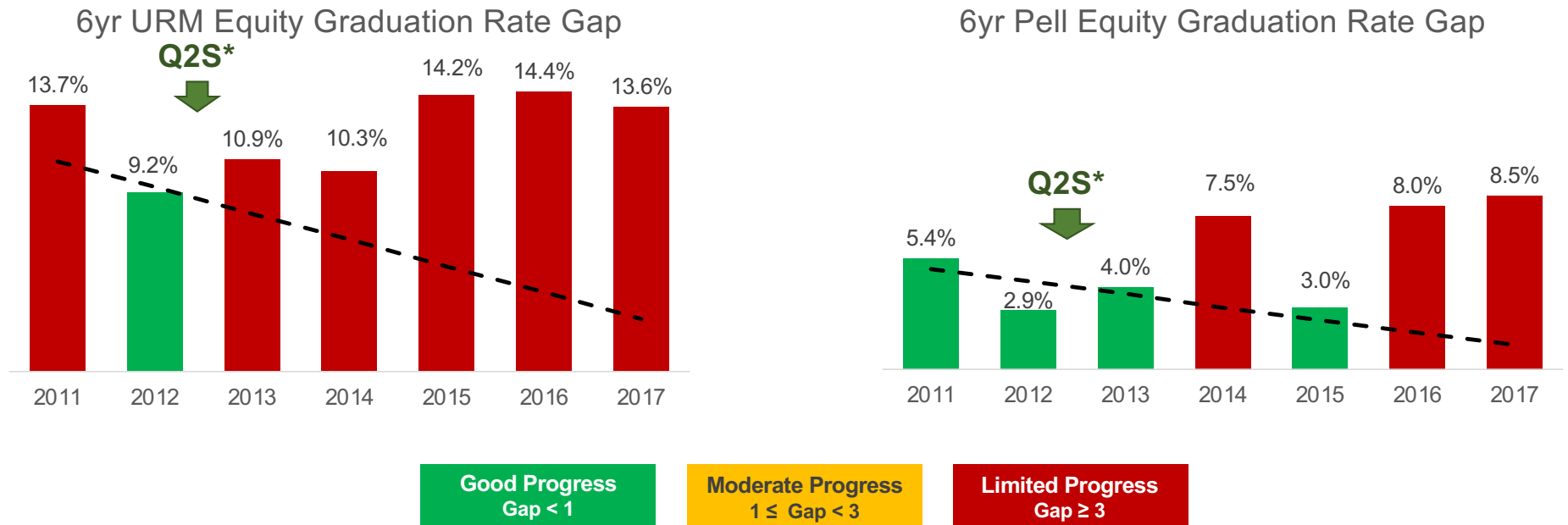
**Limited Progress**  
Gap ≥ 3

\*Quarter to Semester Conversion

Note: Data as of 10/31/23

# Freshmen Trends - Equity Gaps

Progress compared to yearly interim goals for **Fall 2017** cohort

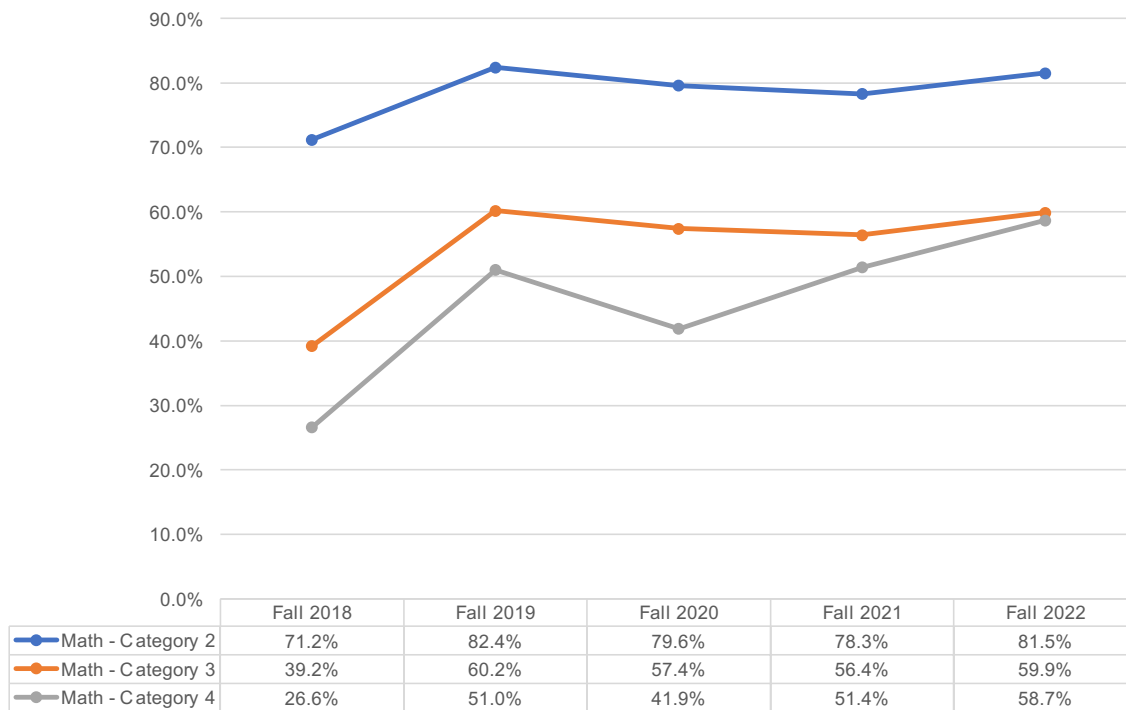


\*Quarter to Semester Conversion

Note: Data as of 10/31/23

# Math (B4) Completion Rates

Math (B4) Completion Rates by Category Placement

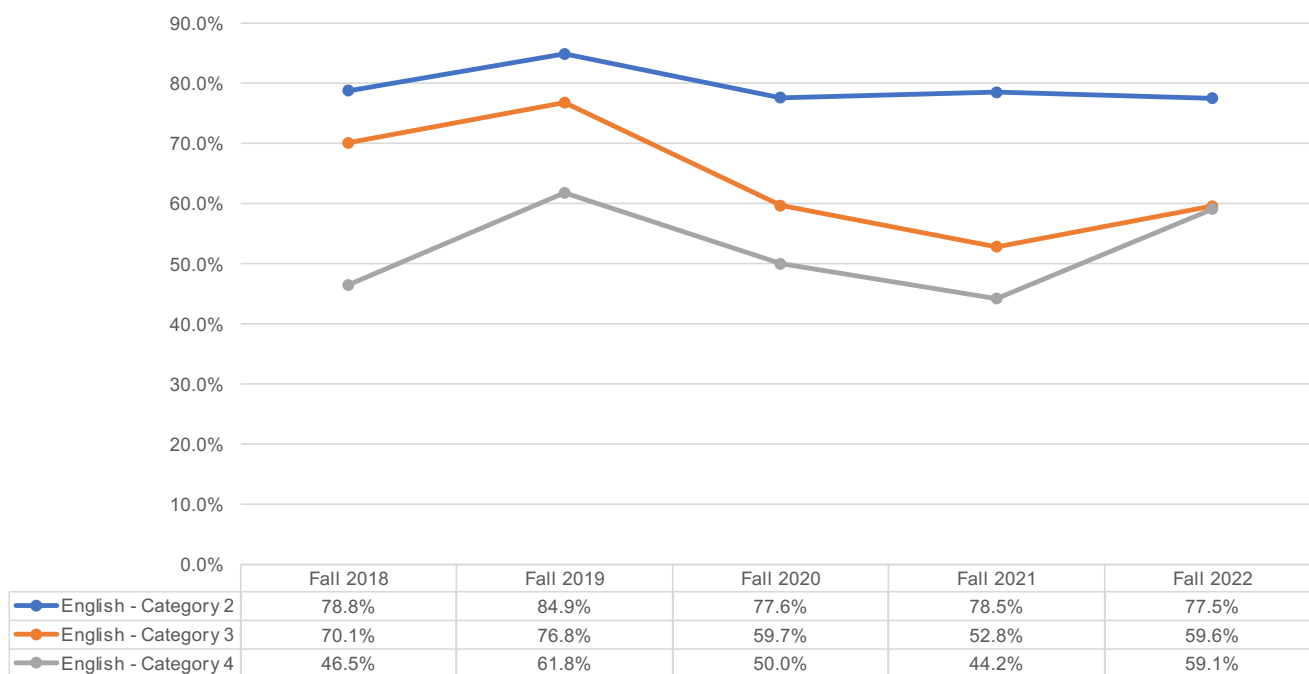


Overall Math Completion Rates*	
Cohort	Completion Rate
Fall 2018	72.0%
Fall 2019	82.0%
Fall 2020	79.6%
Fall 2021	78.3%
Fall 2022	81.5%

\*Includes students who completed requirement with AP, IB, Transfer Credit

# English (A2) Completion Rates

English (A2) Completion Rates by Category Placement



Overall English Completion Rates*	
Cohort	Completion Rate
Fall 2018	82.2%
Fall 2019	87.7%
Fall 2020	81.5%
Fall 2021	80.2%
Fall 2022	82.7%

\*Includes students who completed requirement with AP, IB, Transfer Credit

# Student Success, Equity & Innovation

## Special Projects for Improving the Classroom Experience (SPICE) -- AY 2023-2024 Competitions

	TOTAL APPLICATIONS	FUNDED APPLICATIONS	REQUESTED AMOUNT	FUNDED AMOUNT
Innovative Approaches to Instruction	53	40 (75.5%)	\$782,148.92	\$ 610,910.89
Modernize Classroom Equipment/ Software	38	27 (71.1%)	\$910,648.69	\$ 546,492.77
TOTAL	91	67 (73.6%)	\$1,692,797.61	\$1,157,403.66
			BUDGET	\$1,160,000.00
			FUNDS REMAINING	\$ 2,596.34



# Student Success, Equity & Innovation

## Special Projects for Improving the Classroom Experience (SPICE) -- AY 2024-2025 Competitions

- Initial call for applications: November 13, 2023
- Deadline for submission: January 26, 2024
- Total funds available: \$800,000

# Student Success, Equity & Innovation

Signature Polytechnic Experience (PolyX) Showcase

What: 180+ teams of students showcase their PolyX

When: November 16, 2023, 11:30am to 1:30pm

Where: Ursa Major, Bronco Student Center

# Enrollment Management & Services

## Faculty Grading Information Session

The Registrar's Office and the Center for the Advancement of Faculty Excellence are collaborating on two informational sessions about grading.

***“Assigning Final Grades” Information Session & Discussion*** (via Zoom)  
**Monday, Nov. 27, 12 – 1 p.m. or Tuesday, Nov. 28, 12 – 1 p.m.**

The Registrar's team will provide valuation information on determining students' final grades, with special attention to Incompletes, WU's vs. F's, R's, and RD's.

[Click here to register.](#)

# Academic Programs

WSCUC Special Visit Oct  
25th – 27th  
THANK YOU!

General Education Open Forum  
Nov. 30<sup>th</sup>, 2023  
12:00 -1:00 PM  
121 1967-69 (MPR)

Call for college representatives  
for the UWC and a WID  
Coordinator.

# Research, Innovation & Economic Development

## RSCA Faculty Mini-Grants

- Will be announced in late November for 2023-24: Proposals due Feb. 4, 2024

## Extramural Grant Activity - comparing Q1 of 2023-24 with previous years.

