

# Graduation Initiative 2025 Preliminary Progress Update

Are you on track to meet your goals?



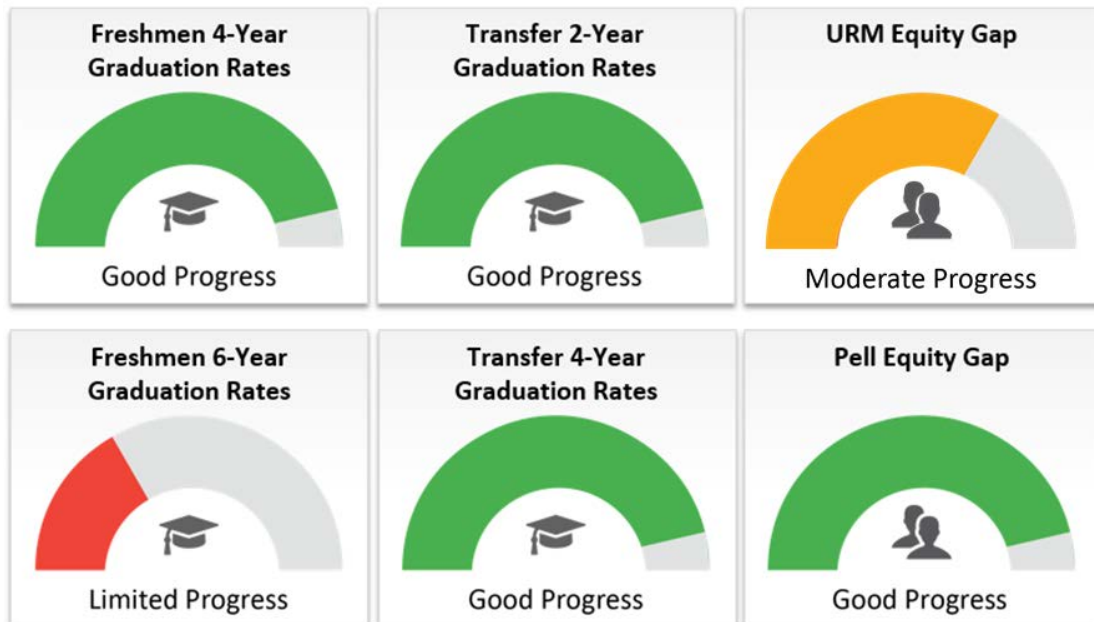
In September 2016, the CSU launched Graduation Initiative 2025, establishing ambitious goals to facilitate our students’ path to a high-quality college degree and committing us to eliminate equity gaps between historically underserved students and their peers. When we achieve these goals, the CSU will stand alone as a national leader in student success for the most diverse student body in the nation.

Fulfilling the Graduation Initiative requires us to consistently measure progress and take stock of our efforts to identify barriers that delay or prevent our students’ timely completion of a high-quality degree. To facilitate this process, the CSU Student Success Dashboard ([calstate.edu/dashboard](http://calstate.edu/dashboard)) has leveraged degree completion data through summer 2017 to measure system and campus progress toward our 2025 goals. The 2017 graduation rates cited herein will increase very slightly in the coming weeks as campuses submit additional degree counts. This report provides a preliminary glimpse of how Cal Poly Pomona (CPP) is progressing toward its 2025 goals, and offers recommendations for making further gains.

This report provides a simple, high-level assessment of progress towards your Graduation Initiative goals and an early identification of areas that may merit additional attention. Normal variation can influence annual graduation rates and may lead to overly positive or negative outcomes in any one year. This analysis is not a substitute for your own campus’ deeper internal assessments of your Graduation Initiative progress.

### CPP Progress Summary

**One year into this initiative, CPP is making good progress toward some of its goals and limited progress toward others.** It is important to keep in mind that the freshmen and transfer cohorts that will ultimately serve as the basis for calculating the final 2025 rates will not arrive on campus for at least two years. This means that there is time to analyze results, consult with faculty and staff, and identify and implement meaningful actions to improve student persistence and graduation.



Gauge values were determined as follows: For each goal, an interim target was set by extrapolating a straight line from the 2010 (6-year freshmen, URM and Pell Gaps), 2012 (4-year freshmen and transfers), or 2014 (2-year transfers) cohorts to their respective 2025 goals. The current rates (for the 2011, 2013 or 2015 cohorts) were then compared to the interim targets, and the gauges were set as:

- Green if the graduation rate or gap was less than 1 percentage point below the interim target
- Yellow if the graduation rate or gap was between 1 and 3 percentage points below the interim target
- Red if the graduation rate or gap was more than 3 percentage points below the interim target

## Freshmen 4-Year Graduation Goal



Good Progress

**CPP is making good progress toward its 2025 goal that 38% of all freshmen graduate within 4 years.**

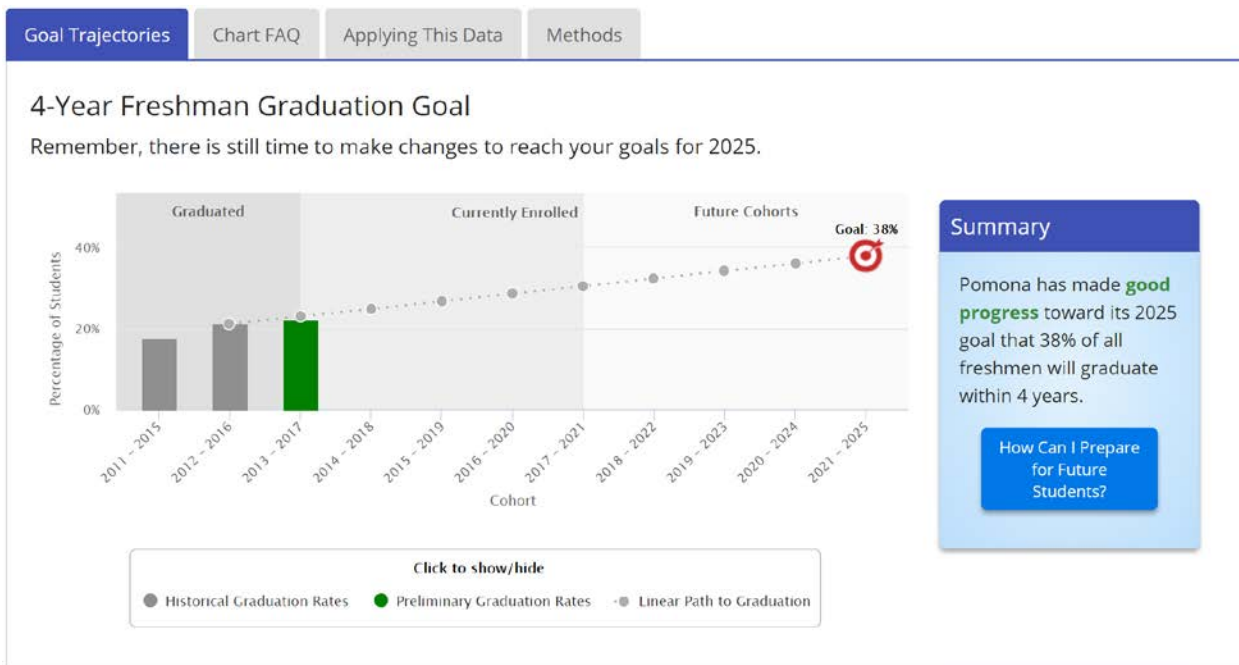
Four-year graduation rates for the freshmen cohorts beginning in 2011 and 2012 were among the highest in CPP's history. The preliminary 4-year graduation rate for the 2013 cohort (22.2%) is even higher, but is slightly lower than the interim benchmark (23.1%) created by drawing a straight-line projection from the 2012 graduation rate to the 2025 goal (see dashboard chart below).

Cohort	Grad Rate
2011-2015	17.8%
2012-2016	21.3%
2013-2017	22.2%
<b>2025 Goal</b>	<b>38%</b>

**The fact that there is only a 0.9 percentage point difference between CPP's current 4-year graduation rate and its interim target demonstrates that the university is making good progress toward its goal.**

### Improving time-to-degree:

CPP has the potential to make gains in 4-year freshmen graduation rates by focusing on students who currently graduate in 4 years plus one additional term (~4.5 years). For the 2012-2016 cohort, the freshmen 4.5-year graduation rate was 27.6%, 6.3 percentage points higher than the 4-year rate of 21.3%.



## Freshmen 6-Year Graduation Goal



CPP is making limited progress toward its 2025 goal that 73% of all freshmen graduate within 6 years.

Six-year graduation rates for the freshmen cohorts beginning in 2009 and 2010 have shown continued improvement. The preliminary 6-year graduation rate for the 2011 cohort (65.7%) represents a decrease from the prior cohort. While your campus may still have some data to report, this rate is lower than the interim target (69.1%) set by drawing a straight-line projection from the 2010 graduation rate to the 2025 goal (see dashboard chart, below).

Cohort	Grad Rate
2009-2015	62.9%
2010-2016	68.6%
2011-2017	65.7%
<b>2025 Goal</b>	<b>73%</b>

The fact that there is a 3.3 percentage point difference between CPP’s current 6-year graduation rate and its interim target demonstrates that the university is making limited progress toward its goal.



## Transfer 2-Year Graduation Goal



**CPP is making good progress toward its 2025 goal that 29% of all transfers graduate within 2 years.**

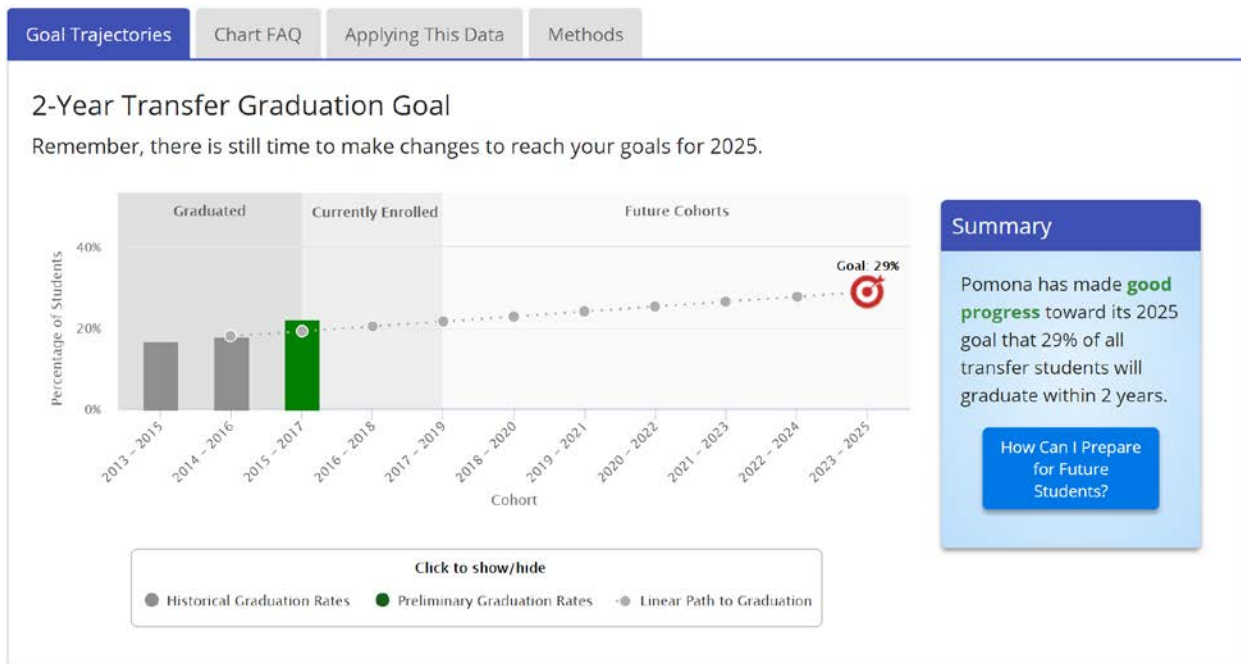
The 2-year graduation rate for the transfer cohort beginning in 2014 was among the highest in CPP’s history. The preliminary 2-year transfer graduation rate for the 2015 cohort (22.4%) is higher than the interim target (19.3%) set by drawing a straight-line projection from the 2014 graduation rate to the 2025 goal (see dashboard chart, below).

Cohort	Grad Rate
2013-2015	16.8%
2014-2016	18.1%
2015-2017	22.4%
<b>2025 Goal</b>	<b>29%</b>

**The fact that CPP’s current 2-year transfer graduation rate is higher than its interim target demonstrates that the university is making good progress toward its 2025 goal.**

### Improving time-to-degree:

CPP has the potential to make gains in transfer 2-year graduation rates by focusing on transfers who currently graduate in 2 years plus one additional term (~2.5 years). For the 2014-2016 cohort, the transfer 2.5-year graduation rate was 27.1%, 9 percentage points higher than the 2-year rate of 18.1%.





## Transfer 4-Year Graduation Goal

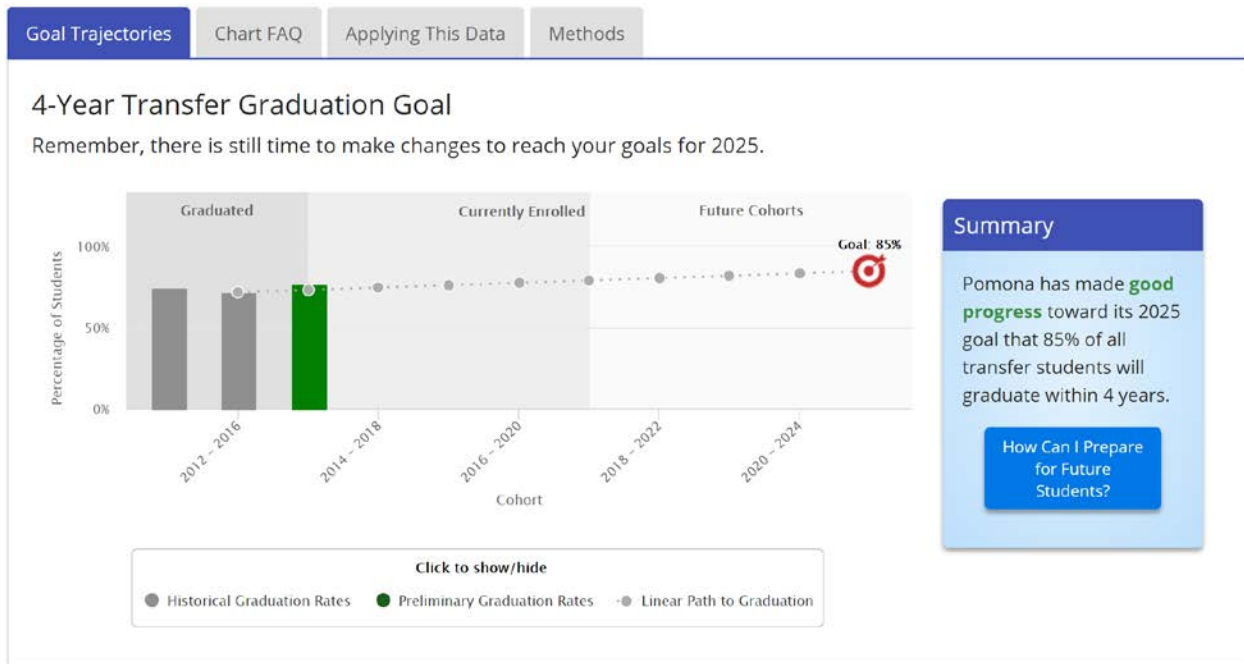


CPP is making good progress toward its 2025 goal that 85% of all transfers graduate within 4 years.

The 4-year graduation rate for the transfer cohort beginning in 2012 was among the highest in CPP’s history. The preliminary 4-year transfer graduation rate for the 2013 cohort (77.0%) is higher than the interim target (73.4%) set by drawing a straight-line projection from the 2012 graduation rate to the 2025 goal (see dashboard chart, below).

Cohort	Grad Rate
2011-2015	75.1%
2012-2016	72.0%
2013-2017	77.0%
<b>2025 Goal</b>	<b>85%</b>

The fact that CPP’s current 4-year transfer graduation rate is higher than its interim target demonstrates that the university is making good progress toward its 2025 goal.



## Underrepresented Minority (URM) Equity Gap Goal



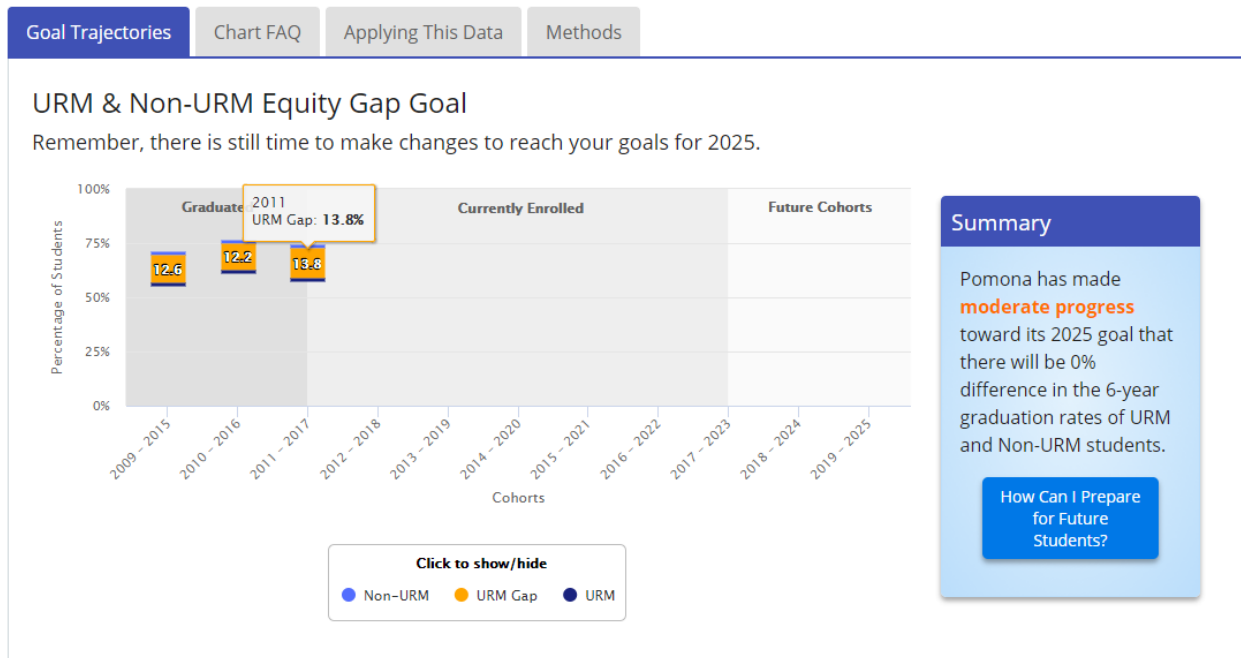
Moderate Progress

CPP is making limited progress toward its 2025 goal of eliminating the gap between the percentage of URM and Non-URM students who graduate within 6 years.

The gap between URM and Non-URM students who graduated within 6 years was 12.2 percentage points for the freshmen cohort beginning in 2010. The preliminary URM equity gap for the 2011 cohort (13.8 points) is larger than the interim target (10.8 points) set by drawing a straight-line projection from the 2010 graduation rate to the 2025 goal.

Cohort	URM Gap
2009-2015	12.6 points
2010-2016	12.2 points
2011-2017	13.8 points
<b>2025 Goal</b>	<b>0 points</b>

The fact that CPP’s current URM equity gap is 3.0 percentage points above its interim target indicates that the university is making moderate progress toward its 2025 goal.



## Pell Equity Gap Goal



Good Progress

CPP is making good progress toward its 2025 goal of eliminating the gap between the percentage of Pell-eligible and Non-Pell students who graduate within 6 years.

The gap between Pell and Non-Pell students who graduated within 6 years was 5.5 percentage points for the freshmen cohort beginning in 2010. The current Pell equity gap for the 2011 cohort (5.5 points) is slightly larger than the interim target (4.9 percentage points) set by drawing a straight-line projection from the 2010 graduation rate to the 2025 goal.

Cohort	Pell Gap
2009-2015	6.5 points
2010-2016	5.5 points
2011-2017	5.5 points
<b>2025 Goal</b>	<b>0 points</b>

The fact that CPP's current Pell equity gap is only 0.6 percentage points above its interim target indicates that the university is making good progress toward its 2025 goal.

