

CSU Learn





Your new portal for learning and professional development

With more than 75,000 books, courses and videos on everything from Adobe Acrobat to work-life balance, you're sure to find something that meets your career interests. In CSU Learn you can:

- Like ♥ your favorites for easy access
- Self-report external learning such as conference sessions or Ted Talks
- One-click access to your transcript, assigned learning and campus training

Self menu Quick access to your profile
Library Browse more than 60 topics
Search more than 75,000 books, videos and courses
Help context-sensitive help




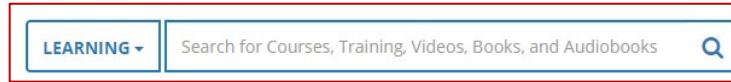
 Assigned Learning Content assigned based on your role.	 Recently Viewed Access recently viewed content.	 Transcript Access your training records.	 Training Schedule View upcoming training on campus.
---	--	--	--

Assigned Learning One-click access to assigned learning
Recently Viewed Quickly revisit your last learning activities
Transcript Your learning history in one place
Training Schedule See upcoming classes at your campus

How Do I Find a Class or Course?

EITHER

- 1 Click the **Enterprise Search** icon (top-right). 
Select 'Learning' from the drop-down and enter the search term. You can also select 'Learning Content' if you want results sorted by type (video, books etc.)



Note: You can also search for people, reports or navigation help.


OR

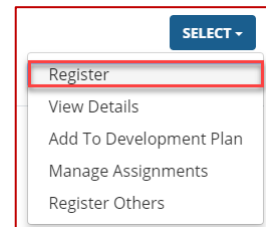
- 2 Click the **Library** icon (top-left)  then browse learning by content topics.

How Do I Register For A Class?

- 1 Search for the class you're interested in.
- 2 Click the Select button that displays to the right of each class name, then choose Register.

All registrations display on your Training Schedule. To access:

Select Learning > Registrations from the Self menu (top-left). 



How Do Find Required Compliance Training?

Simply click the Assigned Learning button (lower-left on the home page).

You'll see all your learning activities (assigned, critical, upcoming etc.) listed on one easy-to-access page.



Where Is My Transcript?

It's available any time from the CSU Learn home page. Just click the Transcript button at the bottom of your screen.

You can sort by dates, print or export the data to PDF.

