

Graduate PLUS Loan Instructions

To apply for the Graduate PLUS Loan, please follow the instructions provided below.

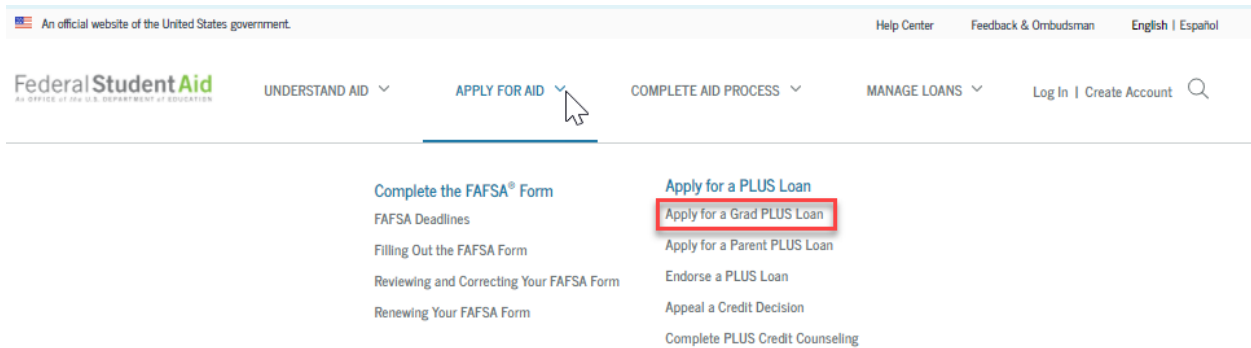
Before starting, please note that you will need to use your [FSA ID](#) to log in. The FSA ID is the **same** login you used to log into the FAFSA.

If you need to create or retrieve your FSA ID, please go to <https://fsaid.ed.gov/npas/index.htm>.

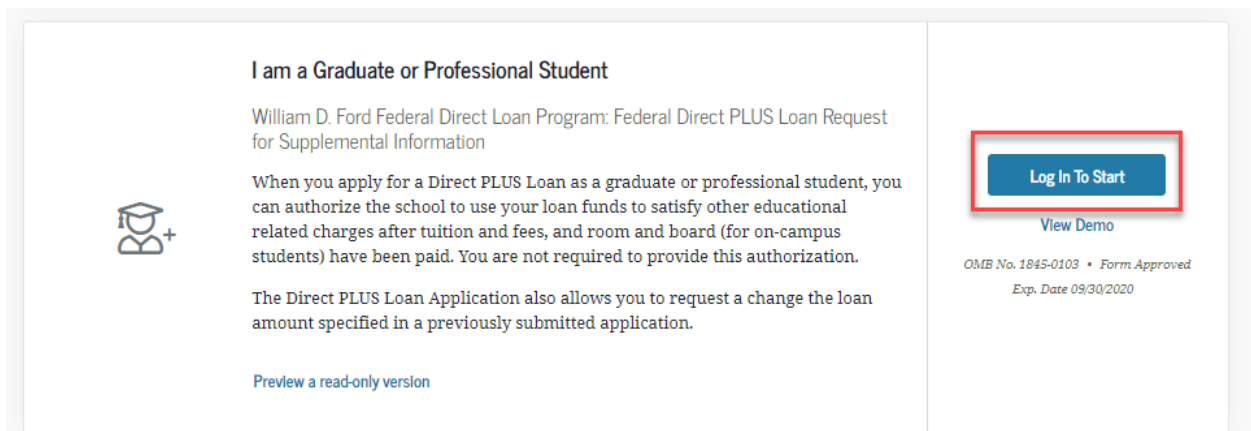
Step-by-Step Instructions for Applying

1. You would need to navigate to <https://studentaid.gov/> to access the application.

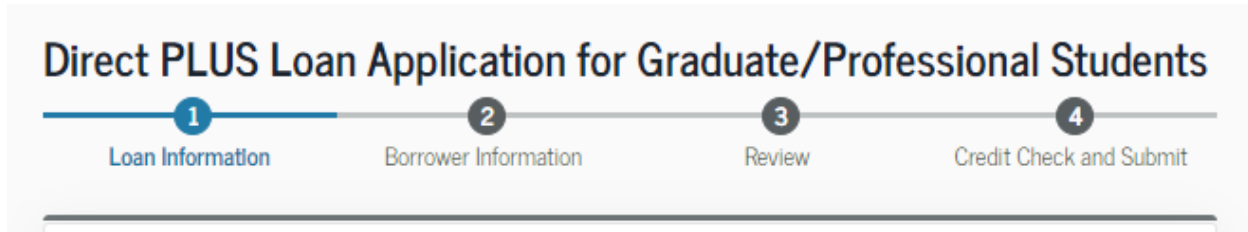
Click on **APPLY FOR AID** on the top off the page and click on **Apply for a Grad PLUS Loan**



Proceed to the next screen and click **Log In To Start** under the “I am a Graduate or Professional Student” section:



2. You will then be directed to the Direct PLUS Loan Application and will need to complete Steps 1 to 4.

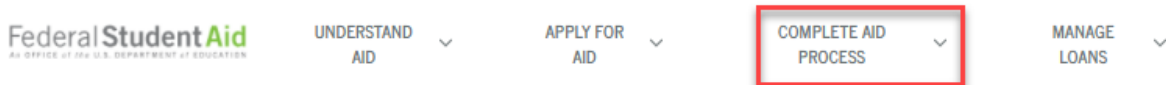


- For the **School Information Section** – Please select **California** as a state, and search for **“CALIFORNIA STATE POLYTECHNIC UNIVERSITY, POMONA”**. School ID 001144
3. After Completing Steps 1 to 4, you will be provided with credit result of either **Accepted**, **Declined**, or **Pending**.
 - Accepted
 - Declined
 - Pending

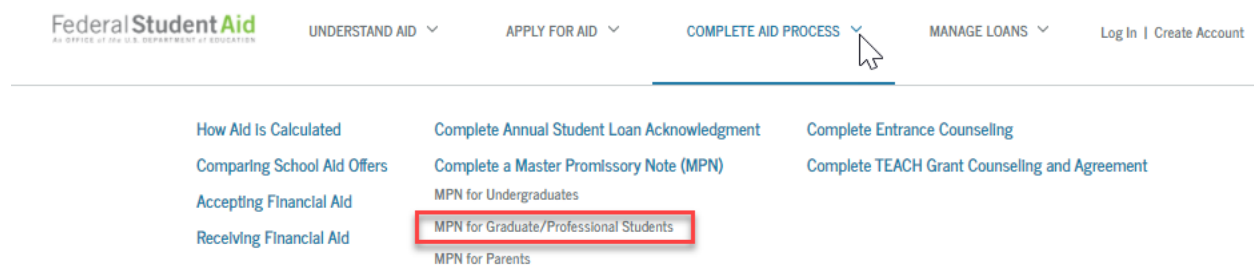
Next Steps After Obtaining Credit Results

If the credit check is **accepted** and this is the first PLUS loan you are applying for at our institution, you will be instructed to complete the Federal Direct **Graduate** PLUS Master Promissory Note.

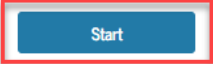
1. You will need to navigate to the top of the home page and click on **COMPLETE AID PROCESS**



2. Under Complete a Master Promissory Note (MPN)
 - Select **MPN for Graduate/Professional Students**



3. Select **Start** in the “MPN for Direct PLUS Loans” section. You will need to complete Steps 1 to 5.

<p>MPN for Direct PLUS Loans</p> <p>Use this MPN for Direct PLUS Loans available to eligible graduate/professional students. You may also need to complete an MPN for Direct Unsubsidized Loans.</p> <p>Download PDF Preview Read-Only</p>	 <p>OMB No. 1845-0007 • Form Approved</p>
---	--

If the credit check is **not accepted**, you will be asked to indicate how you would like to proceed:

- If you want to obtain an endorser – you will be working directly with the U.S. Department of Education, and Cal Poly Pomona will be notified once the loan is approved. Please navigate to [Credit Endorser](#) to complete the loan application.
 - Please remember that you must also complete the [PLUS Credit Counseling](#) and the [PLUS MPN for Graduate/Professional Students](#).
- If you want to appeal credit and provide documentation of extenuating circumstance - you will be working directly with the U.S. Department of Education, and Cal Poly Pomona will be notified once the loan is approved. Please navigate to [Credit Decision Appeal](#) to have the U.S. Department of Education review your application.
 - Please remember that you must also complete the [PLUS Credit Counseling](#) and the [PLUS MPN for Graduate/Professional Students](#).
- If you are undecided – Cal Poly Pomona will receive the denial notice and will communicate with you via email asking to notify us of a decision if you are going to attempt to resolve the denial.

If the credit check is **pending**, you will need to contact Student Loan Support Center at 800-557-7394 or StudentLoanSupport@ed.gov .

When ready to apply, please navigate to <https://studentaid.gov/>